

# WE CARE ABOUT A CLEAN FUTURE

PERFORMANCE REPORT WITH INTEGRATED ENVIRONMENTAL STATEMENT 2021 MAGNA STEYR GRAZ



Download Performance Report here



Foreword by Frank Klein,  
President Magna Steyr



Company profile  
Vehicle history



Sustainability strategy  
Sustainable Development Goals  
Achievements and awards



Focus on the environment  
Environmental aspects in detail



COVID-19 measures  
Achievements and projects

Compliance management



## ANNEX

Environmental achievements 2020  
Environmental program 2021  
Occupational health and safety achievements 2020  
Occupational health and safety program 2021  
Declaration of the environmental verifier & imprint

# SUSTAINABILITY

## IS ALWAYS AN INTEGRAL PART OF OUR DAILY ACTIVITIES

The defining event in 2020 was the COVID-19 crisis, which also hit us in the automotive industry. Thanks to comprehensive protection measures and the strong cohesion of our employees, we were among the first plants in Europe to resume production at our plant in Graz in the wake of the spring lockdown. During the remainder of the year, we were able to manufacture at all our locations worldwide. This meant we were able to demonstrate as a company how to manage a crisis successfully and how to come out even stronger.

Sustainability remains one of the key priorities of our company. Magna International took a very proactive role in dealing with this topic and defined the way ahead for the whole company clearly and unequivocally. For example, a key objective in our strategy is to achieve carbon neutral production at all European locations by 2025. International locations are to follow suit by 2030 at the latest. Magna Steyr has been pushing many activities and projects in recent months that will bring us significantly closer to carbon neutrality. At the Graz location, we are striving – in agreement with our customers – to achieve this objective already by 2022. This confirms our determination to be a pioneer of sustainability – an approach Magna Steyr has now been pursuing proactively for many years.

Sustainability is an ever more important topic in our industry because the automotive industry is going through enormous changes, for example those of changing customer behavior and new environmental legislation that amplifies the trend towards alternative drivetrains. As a worldwide leading engineering and manufacturing partner of OEMs, we are playing a very active role and contribute with our know-how and our innovations to shaping a sustainable future of mobility. Over half of our engineering projects in the automotive segment deal with alternative drivetrains. The same applies to Energy Storage Systems, where the share of plug-in-hybrid tanks is increasing steadily.

In manufacturing, the fleet of electric vehicles in our portfolio is expanding constantly. In addition to the Jaguar I-PACE, which has been rolling off the production line in Graz since 2018 and is the first battery-electric vehicle to be made by a contract manufacturer, we are now also manufacturing two EV models for Chinese OEM BJEV – the Arcfox aT and Arcfox aS. Our strong position in this field is additionally confirmed by the new contract for Fisker, which includes the development and production of the Fisker Ocean, a purely battery-electric SUV set to roll off our production lines in Graz from the end of 2022. All three product groups – engineering, manufacturing and energy storage systems – have therefore moved massively ahead in their sustainability agenda in 2020.



At Magna, we treat the necessity of striking a healthy balance between economic, ecological and social objectives while remaining competitive as a top priority. As a business enterprise, the obvious implications are that we need to put sustainability and efficiency first, pursue further growth and preserve our jobs in the long term. Our mission is to play a proactive role in the field of environmental management, both in Styria and worldwide, and to take on social responsibility. Our international customers appreciate this, and the automotive industry expects this increasingly, both from traditional OEMs and from new players in the automotive industry.

To this end, we continue to contribute to the SDGs (Sustainable Development Goals) of the United Nations and measure our progress in this field. We are clearly determined to scale up our activities year after year in order to reduce our environmental impact.

**Frank Klein**  
President Magna Steyr





More than 3.7 million vehicles produced for 10 OEM

THE FUTURE OF MOBILITY  
BEGINS AT MAGNA

# THE COMPANY

Magna International is a leading global automotive supplier with 342 manufacturing locations plus 91 product development, engineering and sales centers in 27 countries. We have over 158,000 employees focused on delivering superior value to our customers through innovative processes and World Class Manufacturing. Decades of experience, complete vehicle expertise and the ability to spot new trends give Magna the flexibility it needs to create tomorrow's innovations, making us an ideal partner for autonomous driving, electrification and the production of complete vehicles. Magna's ambition is to develop the mobility solutions of the future. Our innovation and manufacturing competence comes from a complete understanding of the vehicle. Our service portfolio covers both modular solutions for every system and every part, as well as complete vehicle manufacturing.

**MAGNA INTERNATIONAL IS  
DIVIDED INTO 4 PRODUCT AREAS:**

**Power & Vision:**



Powertrain



Electronics



Mechatronics,  
Mirrors, Lighting



## Body Exteriors & Structures:



Body & Chassis



Exteriors

## Seating Systems:



Seating Systems

## Complete Vehicles:



Engineering & manufacturing

## NEW PERSPECTIVES AT THE GRAZ LOCATION: "FROM IDEAS TO REALITY"

Magna Steyr is part of Magna International and a global company with approx. 13,500 employees at more than 30 locations on four continents. From ideas to reality - with our all-round vehicle expertise, which is based on over 120 years of experience in vehicle engineering and manufacturing, we are shaping the future of mobility. This makes us a preferred partner for traditional OEMs and new entrants in the automotive industry around the world. Operating as a genuine one-stop shop, we translate our customers' visions of mobility into a tailored product on the road. 3.7 million vehicles produced make us the worldwide leading multi-OEM complete vehicle manufacturer.

Graz is the biggest location of Magna International worldwide and one of only two locations where complete vehicles are manufactured. At present we have around 8500 employees in Graz. This makes Magna Steyr one of the biggest employers in the region. Together with the Engineering Center Austria, which is also at home on the premises, Magna Steyr takes on the role of a one-stop shop, offering its customers unique added value. Our comprehensive complete vehicle expertise, coupled with

maximum flexibility, make Magna Steyr the worldwide leading brand-independent engineering and manufacturing partner for OEMs. For example, we are the first contract manufacturer to produce the entire spectrum of powertrain technologies: from ICE to plug-in-hybrid to pure electric vehicles, sometimes even on one shared production line. This highlights our competence as an automotive supplier also in the fields of electrification and electromobility.



# 3.7 MILLION VEHICLES MADE BY MAGNA STEYR

A thoroughly impressive 3.7 million vehicles for 10 OEMs, divided into 30 different models, have so far come off the production line at Magna Steyr's Graz plant. Currently the Graz plant is manufacturing the legendary Mercedes-Benz G-Class, Jaguar models I-PACE and E-PACE, the BMW 5 Series, the BMW Z4 and the Toyota GR Supra. Maximum quality and flexibility are at the very top of the priorities list in vehicle production. For example, we manufacture not only different models, but even different powertrain versions – from conventional drivetrains to hybrid drivetrains and pure electrical vehicles – on the same shared production line. In 2020, another electrical vehicle was added – the ARCFOX αT, which we have been manufacturing in the joint-venture plant in Zhenjiang, China, since the summer.

## 1906



**Voiturette**  
(1906)



**Alpenwagen**  
(1919)



**Puch 500/650/700c/126**  
(1957 – 1975)



**Haflinger**  
(1959 – 1974)



**Pinzgauer**  
(1971 – 2000)



**Mercedes-Benz G-Class**  
(seit 1979)



**VW Golf Country**  
(1990 – 1991)



**Audi V8L**  
(1990 – 1994)



**VW Transporter T3 4x4**  
(1984 – 1992)



**Mercedes-Benz M-Class**  
(1999 – 2002)



**Mercedes-Benz E-Class**  
(1996 – 2002)



**Jeep Grand Cherokee**  
ZG, WG, WJ  
(1994 – 2004)



**Mercedes-Benz E-Class**  
(2003 – 2006)



**Saab 9-3 Cabrio**  
(2003 – 2009)



**Peugeot RCZ**  
(2010 – 2015)



**BMW Z4**  
(seit 2018)



**Jaguar E-PACE**  
(seit 2017)



**Jaguar I-PACE**  
(seit 2018)



**Jeep Grand Cherokee WH**  
(2005 – 2010)



**Jeep Commander**  
(2006 – 2010)



**Aston Martin Rapide**  
(2010 – 2012)



**BMW 5er**  
(seit 2017)



**Toyota GR Supra**  
(seit 2019)



**BMW X3**  
(2003 – 2010)



**Chrysler Voyager**  
(2002 – 2007)



**Mercedes-Benz SLS AMG**  
Aluminiumkarosserie  
(2009 – 2014)



**Chrysler 300 C**  
(2005 – 2010)




**MINI Countryman**  
(2010 – 2016)



**MINI Paceman**  
(2012 – 2016)



**ARCFOX αT**  
(seit 2020)



**2021**





# SUSTAINABILITY AND CLIMATE PROTECTION

AT MAGNA

## Sustainability as a guiding principle of our actions

In Magna's world, sustainability means much more than just protecting the environment – it also includes the multifaceted impact on our social interactions and our economic relations. We encourage our employees to be enterprising and visionary in their thinking to foster the continuous development of long-term environmentally friendly solutions.

AT MAGNA, WE TREAT SUSTAINABILITY AND CLIMATE PROTECTION AS ABSOLUTE PRIORITIES. THIS IS CLEARLY VISIBLE IN OUR 3 PILLARS (PRODUCT, PROCESS, PEOPLE).

AT MAGNA STEYR, WE BOLSTER THE IMPLEMENTATION OF THESE 3 PILLARS WITH SPECIFIC OBJECTIVES AND MEASURES AT THE GRAZ LOCATION.

The strategic orientation for sustainable action is described in Magna's Sustainability Report 2020. It contains the following main action points:

- Design, engineering, manufacturing and delivery of innovative product solutions for Magna's customers in order to achieve shared goals such as reduced weight, reduced fuel consumption and reduced CO<sub>2</sub> emissions
- Optimization and innovation of manufacturing processes with respect to resource efficiency and product quality
- Improvement of the energy efficiency of facilities to reduce Scope 1 greenhouse gas emissions



**PRODUCT**  
delivering solutions  
for a better tomorrow

**PROCESS**  
minimizing our  
environmental impact

**PEOPLE**  
benefiting our teams  
and communities

- Development of our roadmap for the transition to 100% renewable energy to reduce Scope 2 emissions
- Involvement of our supply chain with regard to Scope 3 emissions
- Fair treatment of employees and respect for health, safety and general well-being
- Being a good partner to the communities in which we live and work.

The following policies, guidelines and goals of Magna have provided the frame for sustainable action for many years:

- Magna has summarized the company's main core values and business principles in the Corporate Constitution, Employee's Charter and Operational Principles. These are reflected in Magna's philosophy of a "Fair Enterprise" culture.
- The Code of Conduct and Ethics ensures that all Magna employees adhere to ethical principles in their actions.
- The Code of Conduct for Suppliers defines the principles Magna expects its suppliers to adhere to.
- The Health, Safety & Environmental Policy ensures safe working conditions and promotes the health of employees as well as a sparing use of resources.

### **Sustainability strategy at Magna Steyr and its implementation at the Magna Steyr Graz location**

The sustainability strategy of Magna Steyr is based on a comprehensive analysis of the expectations and demands of customers, employees, owners and the company. In addition to the Stakeholder Analysis, we aligned the 17 SDGs (Sustainable Development Goals) of the United Nations with the value chain and identified seven particularly relevant SDGs. These seven SDGs were broken down into company-specific goals and translated into concrete programs. Progress towards meeting these goals is monitored on an ongoing basis. This provides a clear picture as a starting point to achieve an overall optimized result. One important goal, for example, is to supply evidence of carbon-neutral production in the next two years. From the financial year 2020, this evidence is based on the CO<sub>2</sub> balance, which is itself based on the Greenhouse Gas Protocol. We are already working on the goal of avoiding waste going to landfill sites and reducing the annual water consumption by 1.5%. Since sustainability has a long tradition at Magna Steyr Graz, the following pages show previously completed sustainability measures assigned to individual SDGs.





# GOALS FOR SUSTAINABLE DEVELOPMENT

The SDGs (Sustainable Development Goals) are goals set by the United Nations to promote global sustainable development while respecting social, ecological and economic aspects.

Magna Steyr is conscious of its corporate responsibility, and through its actions it makes an essential contribution to individual SDGs. The SDGs given particular priority are highlighted below. Examples of action taken by Magna Steyr:





### 1 No poverty

- Donations and charity work
- Social projects
- Competitive wages & benefits (Magna Employee's Charter)
- Employment contracts without time limit



### 10 Reduced inequalities

- Competitive wages & benefits (Magna Employee's Charter)
- Employee recruitment and promotion based on equal opportunities (Leadership development, succession planning)



### 3 Good health and well-being

- Health and sports activities (mylife program)
- Flexible working time models
- Occupational Medicine Center
- Ergonomics program
- Burnout prevention



### 11 Sustainable cities and communities

- Assumption of social responsibility
- Promotion of environmentally friendly employee mobility
- Participation in the Ökoprofit® program by the City of Graz



### 4 Quality education

- Training and professional development
- Apprenticeships
- Cooperation with educational institutions, internships



### 12 Responsible consumption and production

- Environmentally responsible development of vehicles with alternative drive systems, use of lightweight technology and ecological choice of materials
- 100% of purchased electricity from renewable energy sources, electricity and heat for own consumption generated from renewable energy sources
- Waste prevention and reduction measures
- Avoidance of food waste in catering
- Reduction of the share of landfill waste (Project Zero Waste)
- Optimization of waste management through ongoing monitoring and benchmarking activities



### 5 Gender equality

- Fair treatment (Magna Employee's Charter)
- Corporate Behavior Fibula
- Magna's Code of Conduct and Ethics
- Rules of behavior: "Working together"



### 13 Climate action

- Continuous improvement of environmental performance
- Reduction of CO<sub>2</sub> emissions
- Environmentally responsible development of vehicles with alternative drive systems, use of lightweight technology and ecological choice of materials



### 6 Clean water and sanitation

- Water management plan for water use reduction
- Avoidance of harmful chemicals for cleaning



### 7 Affordable and clean energy

- 100% of purchased electricity from renewable energy sources, electricity and heat for own consumption generated from renewable energy sources
- Energy efficiency measures



### 14 Life below water

- Avoidance of harmful chemicals for cleaning



### 8 Decent work and economic growth

- Assuming social responsibility
- Employment of persons with disability (overfulfillment of legal requirements)
- Provision of safe working conditions; promotion of employee health and well-being



### 15 Life on land

- Promotion of biological diversity through preservation of green spaces at the location



### 9 Industry, innovation and infrastructure

- Innovation and idea management
- Development of future mobility solutions



### 16 Peace, justice and strong institutions

- Compliance management
- Magna's Code of Conduct and Ethics
- Proactive neighbor management



### 17 Partnerships for the goals

- Cooperation with educational institutions, internships
- External certifications
- Participation in EMAS, Ökoprofit® program by the City of Graz, Klimaaktiv, Council for Sustainable Logistics



WE CARE ABOUT THE FUTURE

# AND ENGAGE IN AWARD- WINNING WORK

## ÖKOPROFIT® AWARD FOR THE GRAZ LOCATION

**Magna Steyr's performance in the ecological lead program of the City of Graz has now been recognized for the 23<sup>rd</sup> time**



The ÖKOPROFIT® award ("Ecological Project for Integrated Environmental Technology") by the City of Graz, launched over two decades ago, recognizes companies whose measures contribute significantly to resource conservation. Magna Steyr has been developing sustainable solutions for many years. This year the company has received the award from the City of Graz for the 23<sup>rd</sup> time, in recognition of its exceptionally effective measures in the areas of infrastructure, paint shop and transport logistics. For example, energy consumption was successfully reduced through the introduction of efficiency measures and facility optimizations. Furthermore, emissions were reduced through the use of an LNG truck and an additional e-truck.

## MAGNA STEYR – A PIONEERING SDG COMPANY IN STYRIA

**Magna takes the initiative for sustainable action and transparent presentation of the achievements**

The SDGs (Sustainable Development Goals) are goals set by the United Nations to promote global sustainable development while respecting social, ecological and economic aspects. They define a global framework that reflects all sustainability action and makes the results measurable.



With its key contributions to the achievement of the 17 sustainability goals (SDGs), Magna Steyr is a pioneer in Styria. In the context of a workshop sponsored by the Sustainability Initiative of the Industry (WIN), six companies ("SDG pioneers") received support with the implementation of each SGD goal between March and June 2020. The final event took place in Graz on September 25, 2020. The contributions of Magna Steyr Graz to the individual SDGs are presented in the Performance Report with integrated Environmental Statement.



© Pro Sustainability

## "LET THE WATER FLOW!" – WITH THE NEW HLF4

### Brand-new rescue firefighting vehicle for the company fire brigade

On July 21, 2020, our company fire brigade at the Graz location was presented with a new rescue firefighting vehicle 4 (HLF4) – fully in compliance with COVID-19 regulations. The ceremony was attended by representatives of the Magna Steyr Management Board, the works council and our colleagues from the company fire brigade. The impressive vehicle with 4000-litre water tank and 200-litre foam tank replaces its 27-year old predecessor. The new vehicle is equipped with an automatic, joystick-operated water cannon, a hydraulic rescue device with battery shears and battery spreader, and basic equipment for hazardous substances, ensuring that all the necessary technology to cope with various kinds of emergency is available directly on board.







## 400,000. MERCEDES-BENZ G-CLASS REACHES AN UNBELIEVABLE MILESTONE

**The Graz location has been contract manufacturing the Mercedes-Benz G-Class for customer Mercedes Benz AG since 1979.**

The success story of the legendary offroader continues – the enthusiasm is unbroken. In 2020, the 400,000<sup>th</sup> G-Class rolled off the production line! A special milestone that fills the Mercedes-Benz AG and the Magna team with great pride. A special video that shows the G-Class at its best celebrates this unique occasion.



Image source: Magna

## BERLIN=GRAZ ONE WAY WITH ZERO EMISSIONS

**The Jaguar I-PACE demonstrates on its "Destination-Zero" drive that it is bristling with electric energy.**



In an impressive video on the Jaguar I-PACE, built at Magna Steyr in Graz, Jaguar Land Rover demonstrates how far you can get with a pure electric vehicle: The camera follows the electric power bundle as it travels unlike all conventional vehicles from Berlin to Graz without producing any emissions whatsoever. A great bonus for the environment, and a good reason to celebrate for Magna Steyr as a sustainability-oriented company.

This electrifying performance with a big heart for climate protection is the product of intelligent technologies and innovations to which Magna, in addition to Jaguar Land Rover, is contributing intensively.

## TOP RANKING IN THE J. D. POWER AWARD

**The Jaguar E-PACE, the BMW Z4 and the BMW 5 Series score with top quality.**

No less than three vehicles manufactured at Magna Steyr convinced the jury of the renowned J. D. Power Initial Quality Awards 2020: The Jaguar E-PACE won first place in the "Premium Medium SUV" segment, as did the BMW 5 Series in the "Upper Midsize Premium Car" segment and the BMW Z4 in the "Premium Sporty Car" segment – narrowly beating the Toyota GR Supra, another car that comes off the production line at the Graz location. At Magna Steyr, we feel honored to have been deeply involved in this outstanding result since the awards also highlight our high-quality performance as a reliable partner of the award-winning OEMs.



BMW 5er 2020

## STRONG PARTNER FOR NEW AUTOMOTIVE PLAYERS & E-MOBILITY

**New vehicle projects such as the Fisker Ocean, Sony VISION-S or ARCFOX αT confirm Magna Steyr's strong position as a complete vehicle partner in the field of e-mobility.**

Magna Steyr has been working on e-mobility solutions for some 30 years. Over half of all engineering projects we are working on today concern electric vehicles. In the production halls, hybrid vehicles and pure electric vehicles now share the same assembly line as vehicles with conventional drive, and this share is rising steadily. An increasing number of new players in the automotive industry are approaching Magna Steyr to translate their automotive e-visions into tangible products on the road. Its unique one-stop shop capability makes Magna Steyr a highly sought-after partner, because with us both complete vehicle development and complete vehicle production are available from a single source. Recent examples such as the battery electric concept vehicle Sony VISION-S, unveiled at CES in Las Vegas, the new SUV Fisker Ocean, which is currently developed by Magna Steyr and due to enter series production in 2022, or the ARCFOX αT, the first electric vehicle manufactured by Magna Steyr in the new joint-venture facility in China, conclusively prove this claim.







## FRESH LOOK & NEW FUNCTIONS

**Three successful model changeovers were accomplished in 2020.**

In spite of the difficult frame conditions caused by the corona crisis, bringing a crop of additional challenges for Magna Steyr, we were able to implement all three scheduled model changeovers in 2020 on time thanks to our outstanding team spirit, highest flexibility and concentrated power. For example, the Jaguar I-PACE 2021 is utterly convincing with its upgraded interior, updated exterior, Pivi Pro infotainment system, new vehicle architecture and various efficient drivetrains. Likewise, the BMW 5 Series LCI boasts a new look with more sportiness and optimized functions following its facelift in the summer of 2020. Last but not least, the Jaguar I-PACE also underwent a model changeover and now offers many new functions such as three-phase charging possibility, pre-cleaning of the cabin air plus new infotainment.

CO<sub>2</sub> reduction often begins small but ends up big in effect.

This is why our objective is to achieve carbon-neutral production from 2022.

Implemented environmental program 2020: Reduction of transport emissions by

**1720** t CO<sub>2</sub>

# FOCUS ON THE ENVIRONMENT

## EVERY ONE OF US CAUSES AN IMPACT ON THE ENVIRONMENT – KNOWN AS ENVIRONMENTAL ASPECTS – WITH OUR DAY-TO-DAY ACTIVITIES.

Through various measures and investments, Magna Steyr Graz effectively reduced heat and electricity consumption by approx. 3500 MWh at the location in 2020, corresponding to the annual heat and electricity consumption of approx. 470 detached houses. In addition, Magna Steyr Graz saved 1720 tons of CO<sub>2</sub> and around 20 tons of residual waste. Additionally, numerous unquantifiable measures have been implemented (see environmental achievements in the Annex).

The **direct environmental** aspects of Magna Steyr Graz, which are reported in detail below, are attributable to:

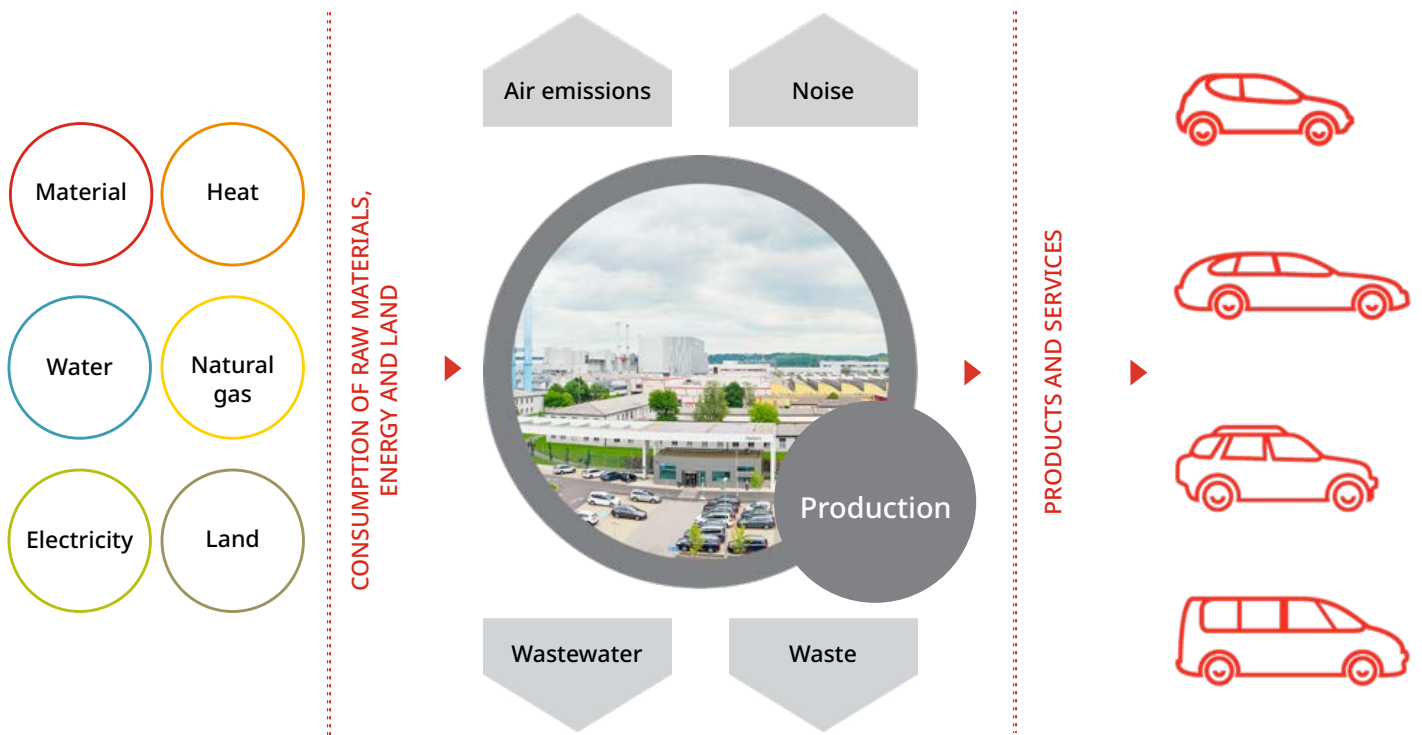
- resource consumption (raw materials, energy, land),
- the release of solid, liquid and gaseous waste materials (material and energy emissions).

Quantity, environmental risk, legal requirements and stakeholder demands were the criteria we applied to assess the direct environmental aspects.

The **indirect environmental** aspects represent an environmental impact that can be influenced to a certain extent by Magna Steyr Graz. These result from the interaction with third parties (for example employees, suppliers, customers).



# THE ENVIRONMENTAL ASPECTS OF MAGNA STEYR GRAZ



Direct environmental aspect	Short description
Material consumption	Direct and indirect production materials
Water consumption	Public water supply and untreated water
Energy consumption	Electricity, heat, natural gas
Land consumption	Sealed and nature-oriented areas
Air emissions	Odor, volatile organic compounds from solvents, organic carbon emissions, carbon dioxide, carbon monoxide, nitrogen oxides, dust, greenhouse gases
Noise	Internal traffic, facilities, employees and visitors
Wastewater	Fecal wastewater, industrial wastewater, wastewater from oil separators, wastewater from grease separators, untreated surface water, surface water from the rainwater treatment plant
Waste generation	Hazardous and non-hazardous waste
Contamination of the soil	Contamination of unsealed areas in abnormal operating conditions
Indirect environmental aspect	Short description
Product development	Environmentally compatible product development for vehicles and components
Innovation development	Environmentally relevant innovations for mobility solutions
Production process development	Environmental performance improvements in production processes and plants
Procurement	Environmental requirements for suppliers and service providers
Packaging planning	Environmentally relevant requirements with regard to packaging
Transport	Environmentally relevant requirements with regard to transport and transport planning
Employee mobility	Environmental impact caused by employees commuting to work and as part of business assignments (business trips)

# INPUT/OUTPUT BALANCE

In 2020, the Graz plant manufactured a total of 116,061 vehicles<sup>1</sup> (reference value for core indicator calculation) and employed approx. 9300 people.

## Remarks on scope

Vehicle manufacturing and engineering sub-processes that do not take place at the Graz location are not considered in this input/output balance or in the detailed presentation of the environmental aspects. The main location in Graz Thondorf and the secondary locations in Graz, Premstätten and Werndorf are all included. Specific areas of application, if any, of an environmental aspect are given in the detailed information on this environmental aspect.

## Other relevant indicators for environmental performance

The industry-specific reference documents according to Article 46 of the EMAS Regulation are indicated in the detailed explanations of the environmental aspects. Of relevance to the activities of Magna Steyr Fahrzeugtechnik AG & Co KG are the Best Environmental Management Practices (BEMP). Of relevance to the IPPC facility<sup>2</sup> are the reference documents on the best available technologies (BAT) for the surface treatment of metals and plastics and surface treatment with organic solvents with the appropriate emission limits and reference values.

Input	Unit	2020
<b>Absolute indicators</b>		
Direct production materials	t	219,593
Indirect production materials	t	3,064
Water consumption <sup>3</sup>	m <sup>3</sup>	359,436
Well water	m <sup>3</sup>	351,230
Public water supply	m <sup>3</sup>	8,206
Energy consumption	MWh	218,316
Electricity <sup>3</sup>	MWh	89,545
thereof from renewable energy	MWh	89,545
Heat <sup>3</sup>	MWh	72,422
thereof from renewable energy	MWh	1,234
Natural gas <sup>4</sup>	MWh	56,349
Land consumption <sup>5</sup>	m <sup>2</sup>	924,517
Sealed areas	m <sup>2</sup>	828,944
Nature-oriented areas at the location <sup>6</sup>	m <sup>2</sup>	95,573

Output	Unit	2020
<b>Absolute indicators</b>		
Complete vehicles incl. painted bodies <sup>1</sup>	piece	116,061
Aerospace components	t	3
Face masks (mouth and nose protectors) <sup>7</sup>	t	9.06
Air emissions <sup>8</sup>		
Solvent emissions	t	115.6
thereof organic carbon emissions	t	142.8
Carbon dioxide <sup>9</sup>	t	25,973
Carbon monoxide	t CO <sub>2</sub> eq	17.1
Hydrofluorocarbons	t CO <sub>2</sub> eq	385.4
Nitrogen oxides <sup>10</sup>	t	19.6
Dust	t	5.2
Wastewater		
Discharge into sewer system	m <sup>3</sup>	306,298
Pipe bursts, losses, evaporation and test track irrigation	m <sup>3</sup>	53,138
Waste <sup>11</sup>	t	8,168
Hazardous waste	t	1,837
Non-hazardous waste	t	6,330

- Incl. SKD (semi knocked-down) and CKD (completely knocked-down) production plus engineering prototypes. Of the manufactured vehicles, 5771 bodies were painted in the Maribor-Hoče plant.
- Facilities qualified as IPPC (Integrated Pollution Prevention and Control) facilities according to the Industrial Emissions Directive are operated as part of the painting process.
- Incl. consumption of service providers and tenants working on site
- Excl. consumption of the external heat supplier
- Incl. leased areas
- Includes all green spaces, green roofs and water areas. There are no nature-oriented areas as off-site.

- Due to the availability of the required infrastructure in the Aerospace segment on Puchstrasse, face mask production was set up to cover the demand of the European Magna locations. Approximately 4.3m face masks were produced.
- Air emissions of methane, nitrogen trifluoride and nitrous oxide are not relevant. Sulfur hexafluoride emissions are only found in closed systems (switchgears) and are therefore also not relevant. Perfluorocarbons are not used. Sulfur dioxide is not relevant because only sulfur-free energy sources are used.
- Carbon dioxide emissions incl. emissions by the external heat supplier. The market-based method was used for electricity; details are given in the greenhouse gas balance.
- Incl. emissions by the external heat supplier
- Excl. emissions from construction activities and operations of service providers and tenants at the location



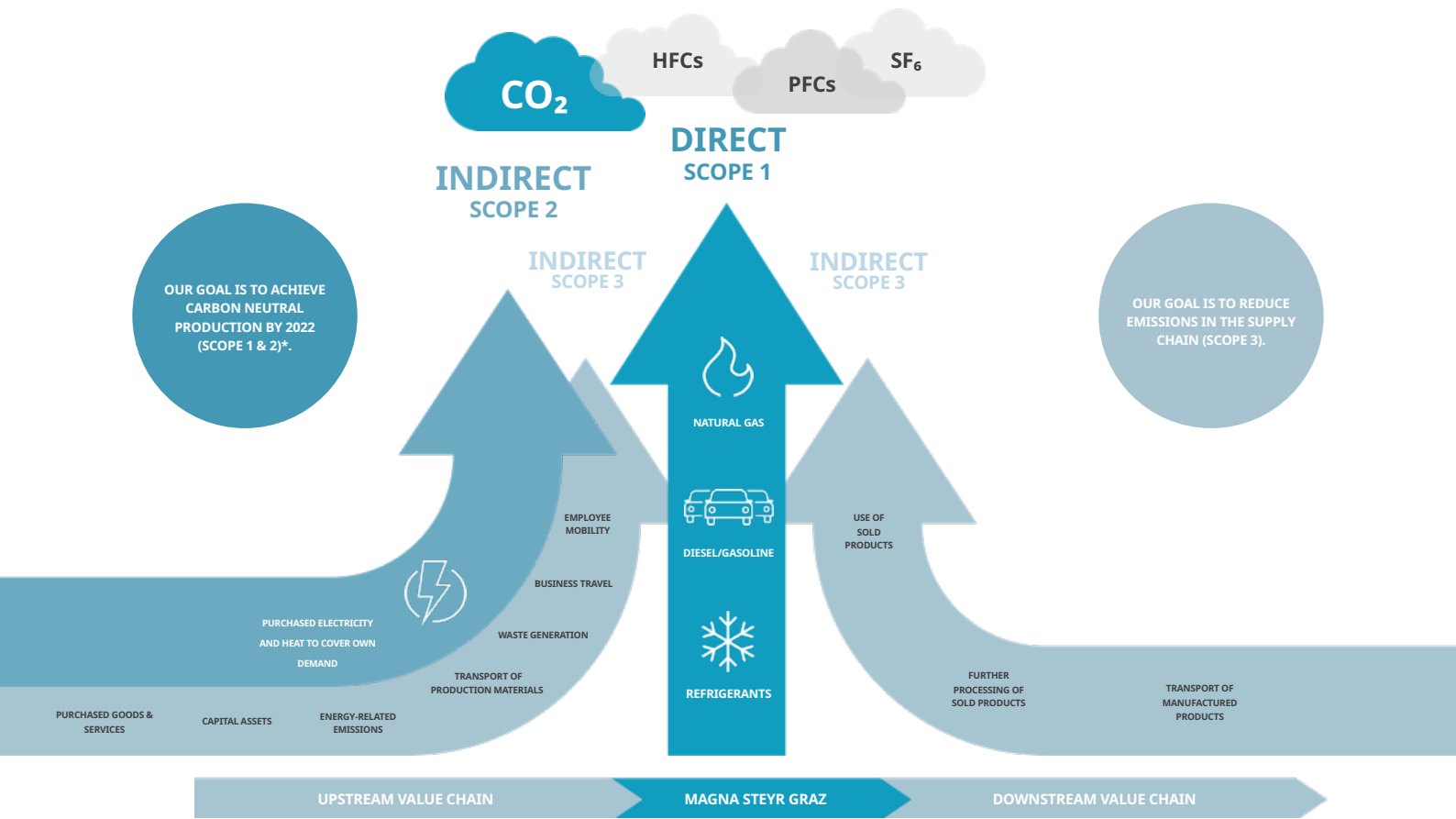
# GREENHOUSE GAS BALANCE

Magna Steyr Graz is pursuing the goal of reducing CO<sub>2</sub> emissions and achieving carbon neutral production by 2022. This goal can only be achieved if the direct and indirect greenhouse gas emissions at the location are known. Therefore, the greenhouse gas emissions were evaluated according to the greenhouse gas (GHG) standard and summarized in this report. The GHG standard defines the harmful greenhouse gases in accordance with the Kyoto Protocol. Due to their different greenhouse gas potentials, conversion factors have to be applied to calculate the CO<sub>2</sub> equivalents.

The CO<sub>2</sub> emissions at the Graz location are primarily attributable to the consumption of electricity and heat. These were broken down into direct emissions (Scope 1) from the combustion of natural gas to generate process heat and space heating, plus indirect emissions (Scope 2) from purchased electricity and heat.

Other indirect CO<sub>2</sub> emissions from the value chain are assigned to Scope 3. These are mainly emissions from sourced materials.

The following chart illustrates the sources of emission per scope:

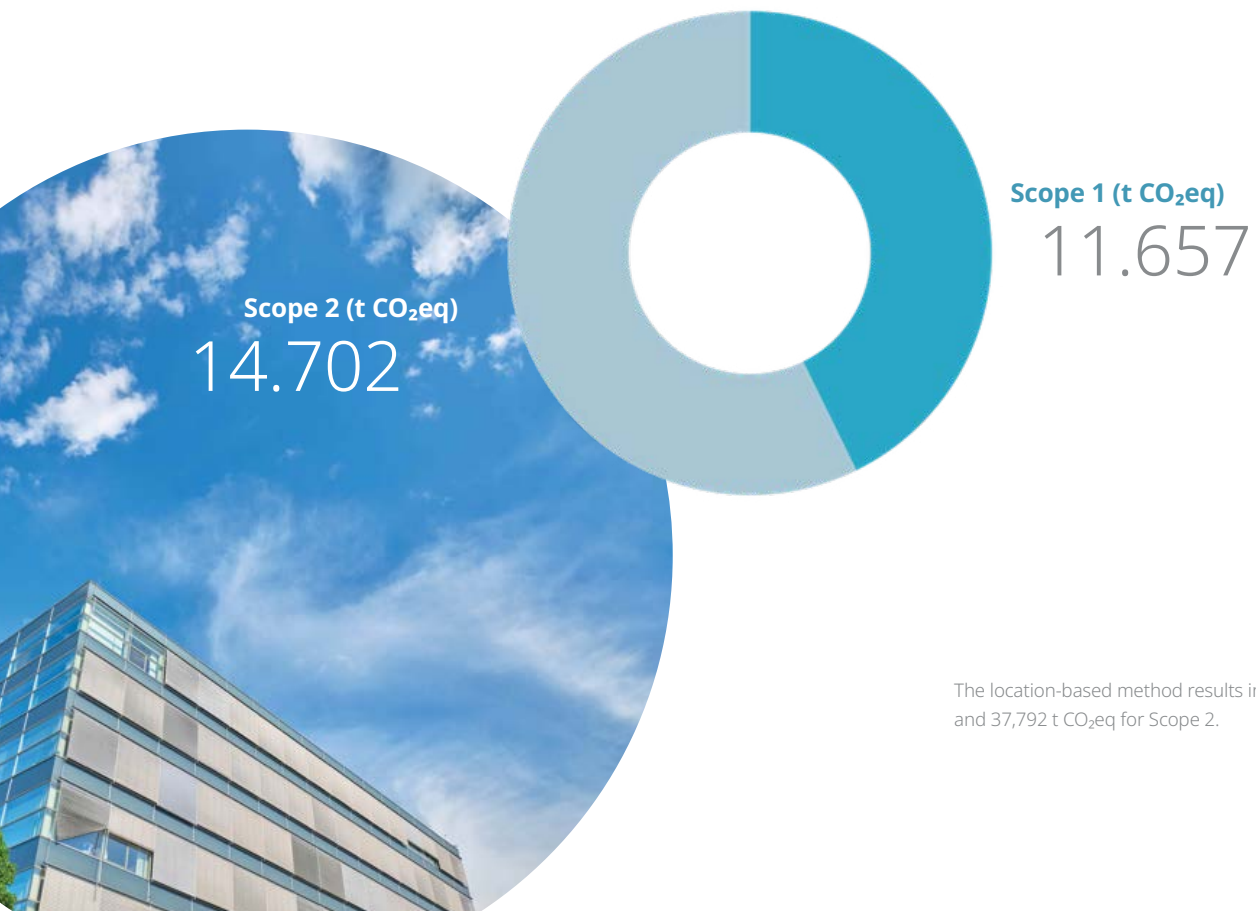


\*Emissions that cannot be avoided are compensated by introducing compensation measures.

The greenhouse gas balance for 2020 according to the market-based method results in total emissions of 26,358 t CO<sub>2</sub>eq.

The following chart illustrates the breakdown into Scope 1 and 2 emissions:

## GREENHOUSE GAS BALANCE 2020



The location-based method results in 11,657 t CO<sub>2</sub>eq for Scope 1 and 37,792 t CO<sub>2</sub>eq for Scope 2.



# THE ENVIRONMENTAL ASPECTS IN DETAIL

- > MATERIAL CONSUMPTION
- > WATER CONSUMPTION
- > ENERGY CONSUMPTION
- > LAND CONSUMPTION
- > NOISE
- > AIR EMISSIONS
- > WASTEWATER
- > WASTE GENERATION

## MATERIAL CONSUMPTION

Material consumption includes the consumption of raw, auxiliary and operating materials, as well as semi-finished products in industrial production. Magna Steyr Graz subdivides these input materials into direct and indirect production materials.

The direct production materials include all materials that are built directly into the vehicle. For example, raw materials (metal panels, leather, etc.), auxiliary materials (welding wire, adhesive, rivets, paint, etc.) and semi-finished goods (engines, axles, gearboxes, wheels, windows, trim panels, etc.). Indirect production materials are materials that are not directly built into the vehicle. These include working utensils (gloves, cleaning cloths, etc.) and auxiliary materials (oils, greases, cleaning agents, various chemicals, etc.). The list of production materials, shown by item and quantity, can be accessed in the SAP system.

Material consumption	Unit	2020	2019	2018	2017	2016
<b>Core indicator</b>						
Material efficiency <sup>1</sup>	kg per vehicle	1,918	1,939	1,922	1,835	1,627

1) Input value: Consumption of direct and indirect production materials



# WATER CONSUMPTION

Water consumption means the use of water by human beings expressed in figures.

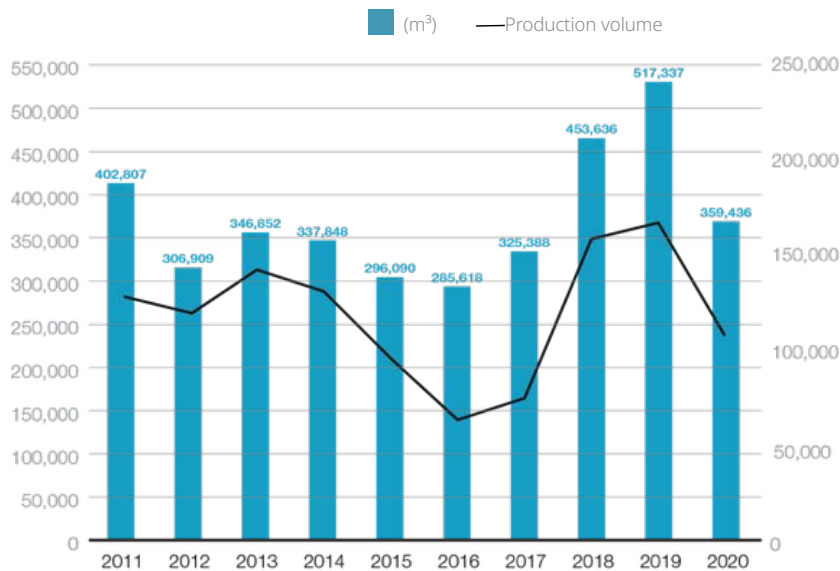
Water demand at the Graz location is covered primarily by extraction from our own wells. Additionally, the public water supply is used to cover the drinking water demand. The social areas are supplied with well water mixed with water from the public supply system.

Regular measurements ensure that the drinking water quality satisfies the requirements. Water consumption at Graz Thondorf and external locations is measured with meters.

Water consumption	Unit	2020	2019	2018	2017	2016
<b>Core indicator</b>						
Water <sup>1</sup>	m <sup>3</sup> per vehicle	3.1	3.06	2.82	3.77	3.78

1) Input value: Water consumption

Water consumption



Significant factors influencing water consumption are: Use of sanitary water (employee-dependent) and process water (production-dependent). The relationship between water consumption and production volume is therefore not necessarily linear.

Strategic goal	Target date	Status 2020	SDG	Measures (among others)
Annual reduction of water consumption by 1.5% (reference year 2019, reference value: total consumption)	continuous	achieved	12	Preparation of a water consumption map to follow up progress and determine potentials in the affected areas.
Reduction of water consumption by 15% (reference year 2019, reference value: total consumption)	2030	in progress	12	Preparation of a water consumption map to follow up progress and determine potentials in the affected areas.

# ENERGY CONSUMPTION

Energy consumption means the energy required to cover the current energy demand for our daily operations.

At Magna Steyr Graz, we use electricity, heat and natural gas as energy sources. Electricity is supplied almost entirely by an external supplier. The heat for the Graz Thondorf location is also supplied by external suppliers and provided via the boiler house on location. The precise production-related meter structure is under continuous development to ensure that the energy consumption for each organizational unit is shown transparently. The energy meters and energy consumption levels for each organizational unit are recorded in the MEPIS system and can be accessed at any time. Electricity consumption at the external locations is calculated on the basis of meter data and bills from the energy suppliers. The heating energy used for heating at the external locations is calculated on the basis of meter data and bills from the property management company. External locations Kastnerhalle and Hall 71 are heated with natural gas and therefore included under natural gas consumption.

Reference to the applicable Best Environmental Management Practices (BEMP) in the industry-specific reference documents:

The best practices for energy management have been considered and evaluated internally. Under the energy monitoring and management system, the efficiency of energy-consuming processes is continually optimized and options for using renewable and alternative energies are regularly evaluated. We are currently harvesting renewable energy at the location from solar thermal, heat pump and photovoltaic installations. The external electricity supply comes exclusively from renewable energy sources.

Energy consumption	Unit	2020	2019	2018	2017	2016
<b>Core indicators</b>						
Energy efficiency <sup>1</sup>	MWh per vehicle	1.88	1.51	1.65	2.81	2.75
Energy efficiency renewable energies <sup>2</sup>	MWh per vehicle	0.78	0.64	0.69	1.09	1.09

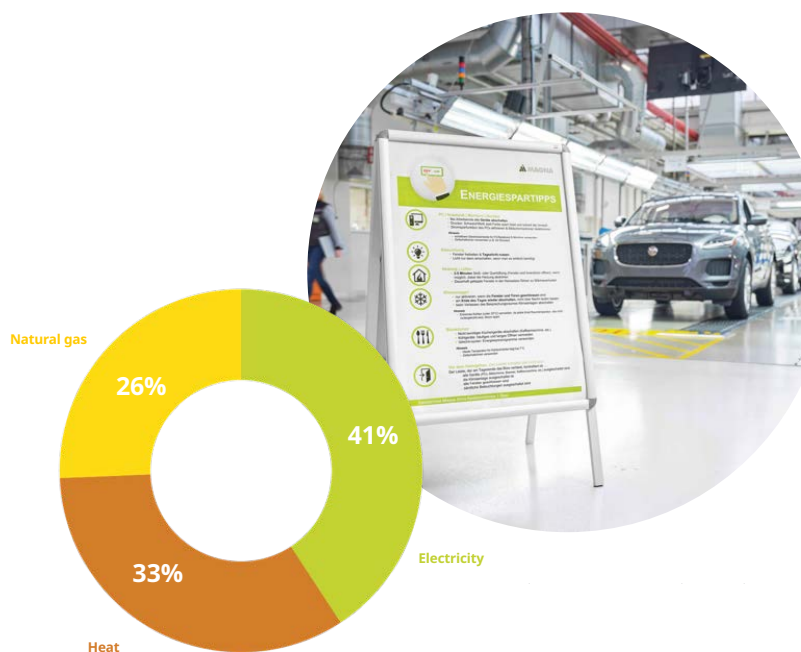
1) Input value: Electricity, heat, natural gas consumption

2) Input value: Electricity consumption (100% green electricity) and heat consumption from renewable energy sources

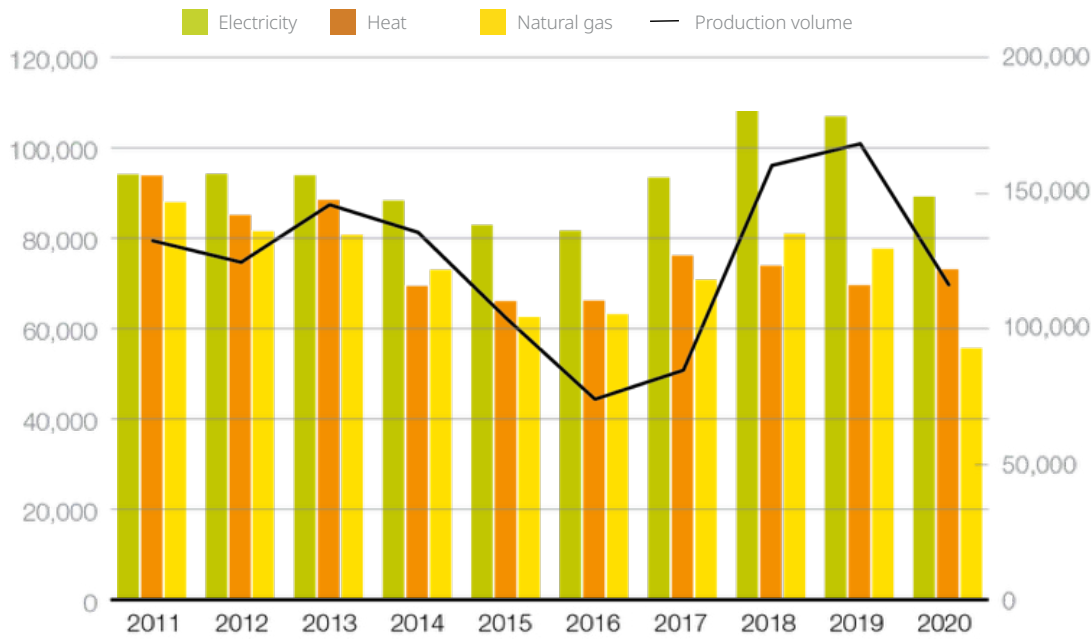
Electricity consumption is determined by the production volume, the degree of automation and by the number of employees.

Heat consumption is influenced by the size of the areas to be heated. The meteorological conditions during the cold months also influence heat consumption.

The natural gas consumption is influenced by the production process and by the meteorological conditions.







	2011	2012	2013	2014	2015	2016	2017	2018	2019	2020
<b>Electricity</b>	94,428	94,521	94,205	88,669	83,311	82,098	93,733	109,840	107,114	89,545
<b>Heat</b>	94,167	85,512	88,830	69,979	66,672	66,754	76,652	74,459	70,137	72,422
<b>Natural gas</b>	88,291	82,204	81,193	73,531	63,158	63,788	71,340	81,418	78,128	56,349

**Reference values for consumption according to BAT document and 2020 values (paint shop)**

Type of consumption	Unit	Reference value (BAT)	Value
Energy consumption plant	MWh per vehicle	1.9-2.9	1.89
Energy consumption paint shop	MWh per vehicle	0.8-1.2	1.09
Share of paint shop energy consumption relative to total energy consumption of the plant	%	38-52	58 <sup>3)</sup>

3) The higher value results from the low total energy consumption of the plant compared to the BAT reference value.

# LAND CONSUMPTION

A significant challenge in land management is to integrate new vehicle and engineering projects by optimizing the use of existing land and buildings at the location. If insufficient land is available, additional land is leased nearby and added to the reported land consumption. The areas are broken down into sealed and nature-oriented areas. Area data is recorded in the CAFM system by category and location and updated monthly.

Land consumption	Unit	2020	2019	2018	2017	2016
<b>Core indicator</b>						
Land consumption in relation to biological diversity <sup>1</sup>	m <sup>2</sup> per vehicle	7.14 <sup>2</sup>	4.91	5.14	8.73	9.43

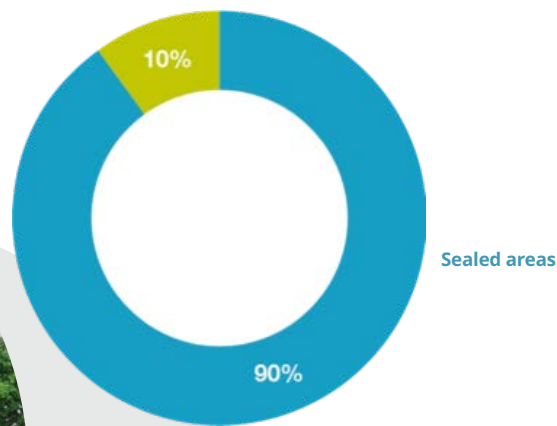
1) Input value: Sealed areas

2) The higher value compared to 2019 results from the reduced production volume.

### Distribution of land use 2020

The nature-oriented areas account for approximately one tenth of the total surface area of the location.

### Nature-oriented areas at the location



# NOISE

Noise means sound (acoustic) emissions which, due to their volume and composition, may be perceived as disturbing or stressful by human beings and the environment. Emitters of noise such as internal transport and operating facilities are considered in the planning process and official permit applications.

The relevant areas and their corresponding sources of emissions are approved as part of the operating permit for the facility. The key factors for the local noise situation in Graz Thondorf are the A2 highway, the highway feeder and Liebenauer Hauptstraße.

The noise emissions of the production plant do not play any significant role for the local noise situation. The main determining factors for the noise level in the vicinity of the location are the aforementioned roads. The various noise emission and immission points are recorded in the CAFM system. Only minor noise-relevant processes take place at the external locations.

Immission measuring points were defined in Graz Thondorf to check compliance with the emission values. The approved values for the specific noise emissions vary depending on the time of day and night.



# AIR EMISSIONS

Air emissions are air pollutants that can cause an environmental impact. They can be of natural and/or human (anthropogenic) origin.

The source of most air emissions at the Graz Thondorf location is the paint shop. The solvent emissions are attributable to the use of solvent-based materials in the paint shop. The carbon dioxide and nitrogen oxide emissions are produced by firing natural gas to heat the air supply to the paint booths, to operate the drying ovens and to supply heat for the location.

Activities at the external locations primarily consist of storage activities and small-scale production, only the Köglerweg location produces relevant air emissions. The various air emission points are recorded in the CAFM system.

Greenhouse gas emissions from all Magna locations around the world are collected by Magna Int. with the HSELinX system and reported to the Carbon Disclosure Project (CDP).

Air emissions	Unit	2020	2019	2018	2017	2016
<b>Core indicators</b>						
Solvent emissions <sup>1</sup>	kg per vehicle	1.00	1.12	1.15	1.31	1.30
Carbon dioxide <sup>2</sup>	kg per vehicle	227	180	196	359	364
Nitrogen oxides <sup>3</sup>	kg per vehicle	0.17	0.21	0.18	0.25	0.25
Dust <sup>4</sup>	kg per vehicle	0.04	0.05	0.05	0.05	0.05

1) Input value: Solvent emissions from measurement and projection

2) Input value: Carbon dioxide emissions (incl. heat supply)

3) Input value: Nitrogen oxide emissions (incl. heat supply)

4) Input value: Dust emissions

## Statutory emission limits, emission reference values according to BAT document and 2019 values (paint shop)

Type of emission	Unit	Limit value (statutory)	Reference value (BAT)	Measured value
Solvent	g/m <sup>2</sup>	35	10-35	13.6 <sup>3</sup>
Total carbon after TAS <sup>1</sup>	mg/Nm <sup>3</sup>	30	k. A.	0.3-10.9
Total carbon <sup>2</sup>	mg/Nm <sup>3</sup>	75	k. A.	1.0-51.2
Carbon monoxide after TAS	mg/Nm <sup>3</sup>	100	k. A.	2.7-87.5
Nitrogen oxides after TAS	mg/Nm <sup>3</sup>	100	k. A.	35.0-97.2
Dust	mg/Nm <sup>3</sup>	3	< 5	0.2-1.5

1) TAS = thermal afterburning system

2) Measured in the exhaust air of the painting booths. The measurement results are based on approx. 90 individual measurements on various emission sources.

3) Calculated value

All air emission values are within the statutory limit and reference values.

Strategic goal	Target date	Status 2020	SDG	Measures (among others)
CO <sub>2</sub> neutral production	2022	in progress	13	Annual energy efficiency program; evaluation for conversion to CO <sub>2</sub> -neutral energy sources; market analysis for compensation measures



# WASTEWATER

The various wastewater collection points are subdivided into industrial, fecal, and surface water. All wastewater at the Graz Thondorf location is discharged exclusively through the mixed sewer system into the Graz-Gössendorf wastewater treatment plant (indirect discharger), and the corresponding wastewater quantities are calculated for all relevant records. The quantities at external locations are recorded on the basis of the invoices of the property management company and only include fecal wastewater since surface water is the responsibility of the tenants.

The predominant contaminants in the industrial wastewater, coming mainly from the body pretreatment area, are heavy metals (zinc, nickel, manganese) and organic pollutants (oils, greases, etc.). These are treated in the company's own inhouse wastewater treatment plant before being discharged into the mixed sewer system. Compliance with the limit values is repeatedly monitored by independent, external experts. The sewer infrastructure and the transfer point of the Graz Thondorf location is recorded in the CAFM system.

## Statutory emission limit values, emission reference values according to BAT documents and 2020 values (paint shop)

Substances in wastewater and wastewater quantities <sup>1</sup>	Unit	Limit value (statutory)	Reference value (BAT)	Measured value <sup>2</sup>
Absorbable organically bound halogens (AOX)	mg/l	1	0.1-0.5	0.11
Nickel	mg/l	0.4	0.2-2	0.01
Zinc	mg/l	1.1	0.2-2	0.005
Manganese	mg/l	0.9	k. A.	0.05
Fluoride	mg/l	20	k. A.	8.3
Sulfate	mg/l	400	k. A.	140.5
Sulfite	mg/l	10	k. A.	n. n. <sup>4</sup>
Hydrocarbons <sup>3</sup>	mg/l	15	k. A.	0.07
Ammonium nitrogen	mg/l	200	k. A.	6.6
Chemical oxygen demand	mg/l	15,000	k. A.	42.5
Daily industrial wastewater quantity	m <sup>3</sup>	456	k. A.	222
Annual industrial wastewater quantity	m <sup>3</sup>	139,000	k. A.	59,393

1) Chrome is currently not relevant since it is not used

2) Mean values from third-party monitoring 2020

3) Measured as hydrocarbon index

4) Not detectable because content is below detection limit

All wastewater emission values are within the statutory limit and reference values.



# WASTE GENERATION

As various different waste fractions are produced, waste management is a matter of particular importance. There are not only economic and social considerations (e.g. scarcity of resources, dependence on imports, value creation) why the need to efficiently handle residues and implement environmental protection measures at company level is recognized as a central issue for Magna Steyr Graz.

Regular employee training and awareness-raising activities to promote waste prevention and separation play a key role here. Waste collection containers are placed at strategic points to facilitate proper sorting of various recyclable materials. The requirements for proper collection and disposal are fulfilled in cooperation with authorized waste collection and disposal companies. The waste is weighed, and the volume is recorded in the MEPIS system. Assessments are performed on a monthly basis.

Reference to the applicable Best Environmental Management Practices (BEMP) in the industry-specific reference documents:

The best practices for waste management have been considered and evaluated internally. The recommended indicators are reviewed and evaluated regularly. The implementation of a comprehensive waste strategy with monitoring and development of improvement targets form an integral part of our regular communication with the disposal company and serve to update waste management concepts as well as the environmental program.

Waste generation	Unit	2020	2019	2018	2017	2016
<b>Core indicator</b>						
Hazardous waste for disposal <sup>1</sup>	kg per vehicle	4.70 <sup>5</sup>	4.14	7.69	10.8	12.8
Hazardous waste for recovery <sup>2</sup>	kg per vehicle	11.13	9.19	6.13	8.68	4.96
Non-hazardous waste for disposal <sup>3</sup>	kg per vehicle	0.005	0.01	0.01	0.07	0.04
Non-hazardous waste for recovery <sup>4</sup>	kg per vehicle	54.55	52.15	61.8	84.35	71.26

1) Input value: Volume of hazardous waste for disposal excl. construction and dismantling activities

2) Input value: Volume of hazardous waste for recovery excl. construction and dismantling activities

3) Input value: Volume of non-hazardous waste for disposal excl. construction and dismantling activities

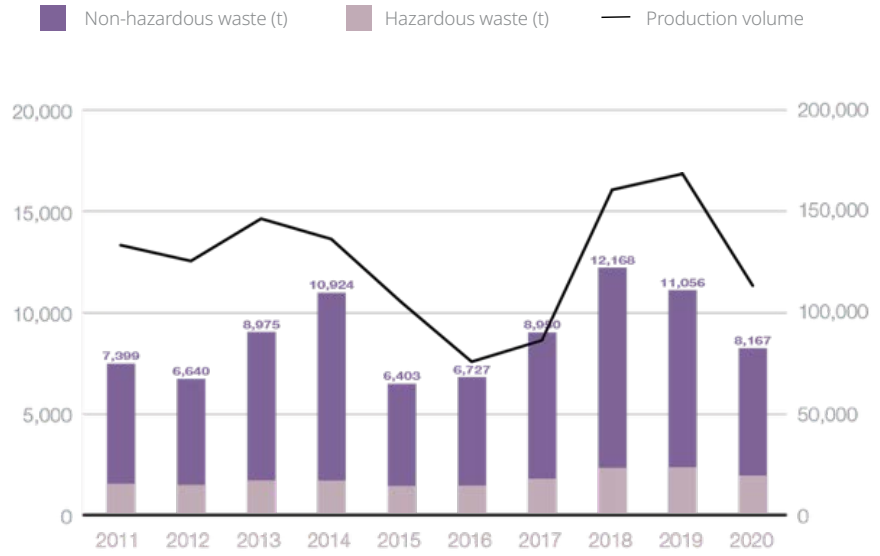
4) Input value: Volume of non-hazardous waste for recovery excl. construction and dismantling activities

5) The higher value and failure to achieve the target results from the reduced production volume. As a consequence of this, lower waste quantities were channeled into recovery processes.

Most landfill waste for which no recovery process is currently available, is produced without depending on the production volume.

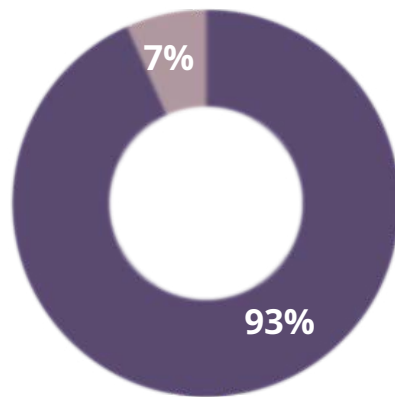
### Waste quantities – total

The waste quantities decreased in 2020 due to the lower production volume. This statistic does not include waste from construction and dismantling activities.



### Share of recovery and disposal procedures 2020

Disposal procedures  
(D procedures)



In 2020, the landfill share amounts to 7%. This statistic does not include waste from construction and dismantling activities.

Recovery procedures  
(R procedures)

Strategic goal	Target date	Status 2020	SDG	Measures (among others)
Reduction of the landfill share to less than 5%	2021	not fulfilled <sup>5</sup>	12	Achievement of progress towards the zero waste program



COVID-19 MEASURES:

# SAFE & HEALTHY TOGETHER



**Magna Steyr responded to the COVID-19 challenges by maximizing the health protection of the employees.**

In 2020, the COVID-19 pandemic was a big issue at Magna Steyr, too. A comprehensive package of hygiene and protection measures was introduced that focused entirely on the health of the employees. Comprehensive protection measures were developed and then implemented uncompromisingly in an early phase of the pandemic.

Our task force constantly evaluated and adjusted the protection measures to safeguard the health of all employees. Measures to resume production were supported by training employees and implementing the train-the-trainer concept, all with the support of the team leaders in production.

In addition to face masks (mouth and nose protector) and social distancing, the cleaning intervals were shortened, and bespoke hygiene practices introduced in the company canteen. For example, the number and occupancy of the tables in the canteen was reduced, and all food and drink was served exclusively by the canteen staff. Furthermore, the tables in the canteen and the social spaces were equipped with cardboard separators to minimize the risk of infection.

The office areas increasingly relied on working from home solutions (home office) to reduce the number of personal contacts in the company. As early as the summer, the company launched a free COVID test program for all employees who had spent their summer vacation outside Austria. This ensured a safe start of production after the summer shut-down. In the fall, health boxes containing a thermometer, face masks and disinfectant were purchased and distributed to all employees for their own personal use.

While these and other measures were introduced, the company communicated openly with its employees at all times and provided information regularly. All measures counted on the support of the employees, who showed a high level of discipline and responsibility and contributed to the major achievement that all Magna Steyr locations worldwide were able to complete all contracts throughout the year successfully, to the fullest satisfaction of the customers.





MAGNA AS PART OF SOCIETY

# WE INVEST IN PEOPLE

## Magna as part of society

Sustainability is about more than just the company and its processes and products. It also means giving something back to the communities in which we develop our activities.

Deeply rooted in our unique "Fair Enterprise Culture" is the commitment to responsible social action that recognizes the commitment and hard work of our employees – they are the key to the business success we are able to celebrate around the world.

## FACE MASKS MADE BY MAGNA FOR CARITAS & LEBENSHILFE

**Shortly before Christmas, Magna Steyr donated 30,000 face masks (mouth and nose protectors) produced on its facilities for a good cause.**

Since September 2020, Magna Steyr has been producing some 100,000 face masks a day at the Aerospace location in Graz – for its own employees and employees at the various Magna locations in Europe. In December 2020, 30,000 masks were donated to the charity organizations Caritas and Lebenshilfe to cover their particularly pressing demand during the COVID pandemic. Caritas needs the face masks for a daycare center in Romania, while Lebenshilfe is using them in its numerous social institutions. Both organizations were very happy about the face masks given to them, which are a great help for their important social work.





## 20,000 EURO DONATION TO LICHT INS DUNKEL



**Magna Steyr 2020 supports the renowned relief campaign as part of corporate sponsorship.**

In these difficult times, which put a lot of strain on everybody, it is particularly important for Magna Steyr to signal to the community that it can rely on its active support.


True to the ideals of social responsibility and solidarity with the community, the company donated 20,000 euros to LICHT INS DUNKEL at Christmas to contribute to Styrian and Austrian aid projects as part of the 47<sup>th</sup> edition of the renowned humanitarian aid campaign.



Especially in a difficult year like this,

## LONG-TERM COOPERATION

**Austrian Cancer Aid Styria and SOS Children's Village had two reasons to be happy.**



In spite of a slight, COVID-related delay, Austrian Cancer Aid Styria was even more delighted when it finally received its EUR 10,000 donation check from Magna Steyr on November 25, 2020. This latest instalment of the current total donation amount of 70,000 euros secured the company an induction in the "Hall of Fame" of Cancer Aid. Furthermore, Magna Steyr helped finance the refurbishment of the SOS Children's Village in Graz: With the Magna-sponsored 2000 euros for new furniture, the youngsters in the "Jugendwohnen" project on Weiberfeldweg will be able to make themselves feel completely at home in their new environment.



# NEW MAGNA APPRENTICES ON THE STARTING BLOCK IN 2020

**In the fall, Magna Steyr took on 56 new apprentices in Magna's Vocational Training Center.**

Although the corona pandemic made recruiting slightly more difficult, almost all apprenticeship positions at Magna Steyr, Magna Powertrain and Magna Heavy Stamping were filled successfully even in 2020. In total, the Vocational Training Center in Graz is now training 233 young people – an all-time high! Meanwhile, the share of girls has now risen to a welcome 21% and demonstrates impressively that women are constantly gaining ground in technical professions.

New 360° tours through the Vocational Training Center show young people and their parents in detail how apprentices are trained at Magna. Be it automotive technology, IT or vehicle upholstery – the virtual tours show the apprenticeship workshop at its very best and exciting.



## ANNIVERSARY & AWARD FOR MAGNA KIDS WORLD

**In 2020, Magna Kids World celebrated its fifth anniversary and received the MINT quality seal.**

Magna Kids World was launched together with Volkshilfe in 2015 to make it easier for Magna employees to pursue a career while also starting a family. Since then, the unique concept has proven to be extremely popular: Occupying an area of 3300 m<sup>2</sup>, Magna Kids World is a colorful paradise for up to 75 children between 0 to 6 years of age where talents are promoted individually. Here the children are able to experience science and technology playfully every day, and they receive creative learning input as part of several different projects. In fact, Magna Kids World is so successful that it received the MINT quality seal in 2020 for educational institutions that promote innovative and inspiring learning in mathematics, computer science, natural science and technology. A welcome recognition on the halfway point to the 10<sup>th</sup> anniversary, which goes to show that it is never too early to develop technical skills.





# COMPLIANCE MANAGEMENT

To ensure compliance with all binding obligations, a Compliance Management Process was developed and rolled out in the company. This process includes such aspects as the binding obligations of environmental management and is supported by the "gutwin" legal database. This legal database is based on the so-called Register of Laws and Decisions. EU directives and regulations relevant to the company as well as the national and regional laws and directives are made available by the service provider.

## Promoting integrity

Our activities in all countries where we do business are based on integrity, fairness and respect – ideals that are indispensable for a sustainable worldwide automotive company.

In addition to legal information, the company's obligations are derived in the form of "gutwin legal obligation tasks", made available in the legal database and assigned to the relevant persons within the company as part of the compliance management process. Magna Steyr Graz is affected by 200 laws and regulations. Derived from this, 1300 "gutwin legal obligation tasks" have been identified and rolled out within the organization. Amendments of the laws are constantly evaluated, and relevant content is assigned to the responsible persons.

The legal register developed for Magna Steyr Graz includes the following areas of legislation: Waste law, remediation of contaminated sites, health and safety at work, construction law, soil protection, fire protection, chemicals law, railway law, electrical engineering, energy efficiency, hazardous materials, industrial law, immission and emission control, boiler law, pressure vessels, road traffic law, nature conservation, explosives and weapons law, criminal law, radiation protection, environmental information law, environmental management, environmental organization law, environmental impact assessment, water law.

In addition to legal information, decisions from official approval processes are also recorded in the register of decisions. Due to the long history of the location, some 1400 decisions have been obtained so far, as a result of which 2600 "gutwin decision tasks" and 9400 "regulatory plant inspections" were rolled out within the organization through the SAP maintenance system. This ensures compliance with and proof of the fulfillment of regulatory requirements concerning construction and operation. The "gutwin" database also contains environmentally relevant corporate guidelines and obligations arising from contracts, from which 160 "gutwin tasks" are derived. The performance of "gutwin tasks" and "plant inspections" in line with the prescribed deadlines and applicable requirements is assessed on a monthly basis with a key performance indicator and reported to top management. The strategic goal attached to this was fulfilled in 2020. Compliance with the binding obligations was demonstrated in 2020 by means of the EMAS audit and the CO<sub>2</sub> audit of TÜV Austria, the ISO 14001 system audit of Bureau Veritas, and the environmental inspection of Magna Corporate. In addition to the implementation of obligations that have been valid for some time, there were also certain new environmentally relevant requirements that needed to be taken into account in 2020.

New and amended requirements resulted for example from the amended Radiation Protection Act, the Boiler Emissions Act, the conclusions on Best Available Technologies (BAT) for the surface treatment with solvents, the Decree on Precursors for Explosives, the restriction of diisocyanates in the context of substances banned under REACH, and the introduction of the EU-wide SCIP 1 database. Furthermore, there was a discussion of the revisions of the Best Available Technologies (BAT) for the surface treatment of metals and plastics (currently in the preparatory stage), the E-PRTR Regulation and the Industrial Emissions Directive.

<sup>1</sup> Substances of Concern in articles as such or in complex objects (Products)



**Simplified illustration of the Compliance Management Process**



# ENVIRONMENTAL ACHIEVEMENTS 2020

The environmental achievements listed in the following are assigned to the environmental aspects. Next to the goals and measures, we identify the SDGs to which the measures contribute, the degree of achievement (in comparison to the defined goal) and the areas responsible for the implementation of the required action.

NO.	OBJECTIVE	MEASURE	SDG	FULFILLMENT IN %	RESPONSIBLE DEPARTMENT
<b>Material consumption</b>					
1	Reduction of the environmental risk in the media storage area in Hall 81	Installation of fill level detection including system connection of the 'low level' signal to the facility control system	12	100	Business Unit H
47	Reduction of the material requirement for paper printouts through increased online data retrieval, targeted savings: approximately 5000 paper hardcopies	Use of electronic online data retrieval from the system for the standard worksheet, instead of paper printouts	12	100	Business Unit H
2	Reduction of the environmental risk in the outdoor area of Hall 12	Replacement of the external glysantine tank and elimination of the manual refilling process	12	100	Business Unit G
3	5% reduced input of CMR classified <sup>1</sup> materials and therefore reduction of hazardous materials in the material technology lab	Review and reduction of chemicals with CMR-relevant ingredients in the material technology lab, plus proper disposal	12	1071	Quality Management
4	5% reduced material input or input quantities and therefore reduction of hazardous materials in the material technology lab	Review of the chemicals in the material technology lab with regard to potential hazard and required quantities, calculation of optimized order quantities and container sizes, plus proper disposal of discarded materials	12	667	Quality Management
5	Reduction of the material requirement for paper printouts through use of electronic workflows instead of paper documents, targeted savings: approximately 25,000 paper hardcopies	Introduction of electronic workflows including drawing function for various internal processes such as order requests, non-disclosure agreements, employee instructions, entry permits etc.	12	189	Information Management
<b>Water consumption</b>					
6	Expansion of the data basis for the analysis and evaluation of potential savings concerning water consumption at the Thondorf location	Preparation of a water supply plan in accordance with Magna Environmental Principle (MEP) 3.3.01 and installation of 15 additional water meters	12	100	Infrastructure Management
<b>Energy consumption</b>					
7	Analysis of the process and infrastructure related energy consumption (electricity, heat, compressed air) and derivation of measures for saving	Performance of energy walks in co-operation with Infrastructure planning, central maintenance, engineering maintenance and the environmental officer in all Engineering halls with special focus on facilities with intensive use of energy; Note: Trainings involving physical attendance could not be carried out in 2020, the implementation is planned for 2021 (carryover as an environmental objective 2021)	13	10	Engineering Center Austria
8	Reduction of the electrical energy consumption in Hall 84 by approximately 45%	Replacement of the air conditioning installations on the ground floor and upper floor	13	151	Infrastructure Management
9	Reduction of the thermal energy consumption in Hall 12 by approximately 7%	Optimization of heat supply through replacement and interconnection of control units	13	100	Infrastructure Management
10	Raising the awareness of employees for energy consumption at the location	Creation and distribution of a poster/sticker	12	100	Infrastructure Management
11	Reduction of the electrical energy consumption during non-production times by 50%	Implementation of pending measures to reduce energy consumption, duly taking into account applicable frame conditions (carryover from 2019)	13	100	Infrastructure Management

12	Reduction of the electrical energy consumption during non-production times by 50%	Implementation of pending measures to reduce energy consumption, duly taking into account applicable frame conditions (carryover from 2019)	13	100	Business Unit H
13	Reduction of the energy consumption for compressed air production in Hall 82	Compressed air to be switched off during non-production times, and performance of compressed air audits	13	160	Business Unit H
14	Reduction of the electrical energy consumption for production monitors and lighting for social areas in Hall 12	Regular training to switch off monitors and lighting in social areas	13	100	Business Unit G
15	Reduction of the electrical energy consumption during non-production times by 50%	Implementation of pending measures to reduce energy consumption, duly taking into account applicable frame conditions (carryover from 2019)	13	100	Business Unit G
16	Reduction of the electrical energy consumption during non-production times by 50%	Implementation of pending measures to reduce energy consumption, duly taking into account applicable frame conditions (carryover from 2019)	13	100	Business Unit J
48	Reduction of electrical energy consumption at chassis dynamometers in Hall 1 by 80%	Installation of frequency converters on the extraction systems of 2 chassis dynamometers	13	130	Business Unit J
17	Raising the awareness of employees in Business Unit Painted Body for the subject of energy consumption	Training of 150 employees from planning, maintenance and production on the subject of energy consumption. Note: Due to the Covid situation 2020, the implementation is planned for 2021 (carryover as an environmental objective 2021)	12	10	Business Unit Painted Body
18	Reduction of energy consumptions for compressed air production	Optimization of the compressed air supply	13	155	Business Unit Painted Body
19	Reduction of energy consumptions for compressed air production	Performance of compressed air audits in all areas	13	112	Business Unit Painted Body
20	Reduction of natural gas/thermal energy consumption in selected paint booths by approximately 2%	Reduction of the supply air temperature in selected booths and optimization of the operating time	13	163	Business Unit Painted Body
21	Reduction of electrical energy consumption for process lighting in certain production areas of the Painted Body business unit	Creation of a concept for the lighting conversion to LED	13	100	Business Unit Painted Body
49	Reduction of the natural gas consumption in the filler system by approximately 10%	Renewal of parts of the filler system	13	189	Business Unit Painted Body
22	Creation of the necessary prerequisites for the measurement of the environmental impact and improvement of the environmental performance in the Functional Department Information Management	Definition of environmentally relevant indicators and collection of the data for 2019 (energy consumption from IT terminals per energy class, number of copies etc.)	13	100	Information Management
<b>Land consumption</b>					
23	Improvement of biodiversity at the Thondorf location by creating a flower meadow on the test track site	Creation of a 6000 m <sup>2</sup> flower meadow on the test track site	15	100	Infrastructure Management
<b>Air emissions</b>					
24	Reduction of two truck shuttle transports from the off-site warehouse in Premstätten to Thondorf resulting in CO <sub>2</sub> savings of 117 tons per year	Reorganization of off-site warehouse transports to Thondorf	13	100	Business Unit J
50	Reduction of greenhouse gas emissions through the use of air conditioning systems with lower greenhouse gas potential at Aerospace Puchstraße	Replacement of seven air-conditioning units	13	100	Aerospace
<b>Waste generation</b>					
25	Reduction of the residual waste volume in the area of Administration Buildings North and South	Optimization and reduction of the waste container volume and number of waste containers plus implementation of waste separation trainings. Note: Because of the increased residual waste volume due to the use of face masks because of Covid, the containers could not be reduced as planned; however, training documents were prepared and are available for use.	12	30	Infrastructure Management
26	Reduction of the residual waste volume by 20%	Optimization and reduction of the waste container volume and number of waste containers plus implementation of waste separation trainings	12	143	Business Unit H
27	Improvement of the waste separation discipline of employees in Business Unit H	Training of all production employees on proper waste separation	12	100	Business Unit H
28	Reduction of the waste volume through prevention of waste in the production areas of Business Unit H	Performance of a special campaign on the subject of waste prevention as part of the employee suggestion scheme	12	100	Business Unit H
29	Reduction of the residual waste volume by 20%	Optimization and reduction of the waste container volume and number of waste containers plus implementation of waste separation trainings	12	117	Business Unit G
30	Reduction of the residual waste volume by 20%	Optimization and reduction of the waste container volume and number of waste containers plus implementation of waste separation trainings. Note: Due to a change of the frame conditions (e.g. reduced production volume), it was not possible to achieve a reduction of waste, the implementation is planned for 2021 (carryover as an environmental objective 2021)	12	0	Business Unit J
31	Improvement of the waste separation discipline of employees in Business Unit J	Training of approximately 1400 employees on proper waste separation (carryover from 2019)	12	100	Business Unit J
32	Improvement of the waste separation discipline of employees in Business Unit Painted Body	Training of approximately 150 employees on proper waste separation	12	200	Business Unit Painted Body
33	Improvement of the waste separation discipline of employees in Manufacturing Engineering & Logistics	Training of approximately 100 employees on proper waste separation	12	100	Manufacturing Engineering & Logistics
34	Reduction of the waste volume from the dye penetration test and cleaning process, resulting in a reduction of waste costs	Performance of an investigation into alternative and more cost-efficient disposal options	12	100	Aerospace

Product development					
35	Raising the awareness of 30 employees in the Engineering Center Austria for environmentally responsible product development	Performance of a face-to-face training on the subject of environmentally responsible product development as an extension of the existing e-learning course on eco-design. Note: Trainings involving physical attendance could not be carried out in 2020, the implementation is planned for 2021 (carryover as an environmental objective 2021)	12	10	Engineering Center Austria
Production process development					
36	Better consideration of energy efficiency as a key aspect of equipment procurement by creating an appropriate data basis	Creation of a data basis with reference values	7	100	Manufacturing Engineering & Logistics
Transport					
37	Reduction of the number of truck journeys from supplier to plant, resulting in CO <sub>2</sub> savings of 141 tons per year	Better filling capacity utilization of the trucks	13	106	Manufacturing Engineering & Logistics
38	Reduction of the number of truck journeys from supplier to plant, resulting in CO <sub>2</sub> savings of 1084 tons per year	Linearization of the transport volume over two weeks rather than one	13	105	Manufacturing Engineering & Logistics
39	Reduction of the number of truck journeys from supplier to plant, resulting in CO <sub>2</sub> savings of 266 tons per year	Reduction of combined truck delivery by increasing the volume from one to two weeks and optimizing truck utilization	13	118	Manufacturing Engineering & Logistics
Employee mobility					
40	Encourage the use of electromobility for visitors, suppliers and customers	Installation of two electric charging stations on the visitor car park	13	100	Infrastructure Management
41	Submission of a list of requirements by Magna Steyr Graz to improve the connection of the Thondorf location to the bicycle lane network, especially within a 5-kilometer radius	Description of the required improvements and submission of the application to the competent department of the City government	11	75	Infrastructure Management
42	Reduction of the rate of commuters travelling to work in their own private car by promoting carpools	Establishment of a search/offer-a-ride platform for carpools by means of a technical solution; note: An analysis was carried out, but since the implementation was suspended in 2020 due to Covid, it is now planned for 2021 (carryover as an environmental objective 2021)	11	50	Infrastructure Management
43	Reduction of the rate of commuters travelling to work in their own private car through better connection of the Thondorf location to the public transport network, within a 50-kilometer radius	Development of a concept for improved (working-hour based) connection of the Thondorf location to the public transport network; note: discussions took place, and new intervals for a bus line were agreed. The discussions are continuing in 2021 (carryover as environmental objective 2021)	11	100	Human Resources
44	Reduction of the rate of commuters travelling to work in their own private car by extending free direct Magna bus services to distances in excess of 21 kilometers from the Thondorf location	Evaluation and adaptation of the existing direct bus lines with regard to routes and number of bus stops based on the needs of the employees; note: Since the evaluation did not start before 2021, a potential adaptation can only be decided in 2021 (carryover as environmental objective 2021)	11	0	Human Resources
45	Reduction of the rate of commuters travelling to work in their own private car by promoting public transport in the Graz region	Development of a plausible proposal for a job ticket for the employees of Magna Steyr Graz; note: An analysis was started, therefore implementation is planned in 2021 (carryover as an environmental objective 2021)	11	10	Human Resources
51	Certification as a bicycle-friendly employer as part of the Cycle Champ project	General project support, performance of an appraisal of the current situation and analysis of potentials, development of a mobility strategy concept	11	100	Human Resources
General					
46	Raising the environmental awareness of apprentices through the introduction of additional training courses/information campaigns	Presentation of environmental subjects as part of the Q1 and Q4 quarterly meetings, consequently increase of the information frequency from 2 to 4 times per year	12	100	Human Resources

<sup>1</sup> CMR = carcinogenic, mutagenic, reprotoxic



# ENVIRONMENTAL PROGRAM 2021

The environmental achievements listed in the following are assigned to the environmental aspects. Next to the goals and measures, we identify the SDGs to which the measures contribute, the dates for implementation and the areas responsible for the implementation of the required action.

NO.	OBJECTIVE	MEASURE	SDG	IMPLEMENTATION DATE	RESPONSIBLE DEPARTMENT
<b>Material consumption</b>					
1	Reduction of material input for inert gas in Hall 2 by 50%	Reduction of inert gas leakages	12	Dec. 2021	Business Unit Painted Body
<b>Water consumption</b>					
2	Expansion of the data basis through graphic representation of the water consumption in Business Unit G in a Sankey diagram	Creation of a graphic chart to better visualize the water consumption for targeted evaluation of water reduction potentials regarding main consumers	12	June 2021	Business Unit G
3	Reduction of water consumption for water treatment of the test pool of Business Unit G	Optimization of the adjustment parameters resulting in less frequent water changes	12	June 2021	Business Unit G
4	Creation of the necessary technical prerequisites to determine the actual water consumption and estimate consumption volumes in Business Unit G	Retrofitting of water meters on defined equipment	12	June 2021	Business Unit G
5	Expansion of the data basis through graphic representation of the water consumption in Business Unit H in a Sankey diagram	Creation of a graphic chart to better visualize the water consumption for targeted evaluation of water reduction potentials regarding main consumers	12	June 2021	Business Unit H
6	Reduction of water consumption of the osmosis plant in Hall 82	Determination of the exact water quality requirement per consumer and optimization of the osmosis plant settings to achieve the ideal operating point	12	April 2021	Business Unit H
7	Expansion of the data basis through graphic representation of the water consumption in Business Unit J in a Sankey diagram	Creation of a graphic chart to better visualize the water consumption for targeted evaluation of water reduction potentials regarding main consumers	12	June 2021	Business Unit J
8	Reduction of the water consumption of the existing compressor station by 10%	Optimization of the cooling system on the existing compressor station for compressed air supply	12	Jan. 2021	Business Unit Painted Body
9	Reduction of the water consumption of the new compressor station by 10%	Installation of a new cooling system on the new compressor station for compressed air supply	12	Sept. 2021	Business Unit Painted Body
10	Expansion of the data basis through graphic representation of the water consumption in the Engineering Center Austria in a Sankey diagram	Creation of a graphic chart to better visualize the water consumption for targeted evaluation of water reduction potentials regarding main consumers	12	Dec. 2021	Engineering Center Austria
11	Expansion of the data basis through graphic representation of the water consumption in the Functional Department Infrastructure Management in a Sankey diagram	Creation of a graphic chart to better visualize the water consumption for targeted evaluation of water reduction potentials regarding main consumers	12	Sept. 2021	Infrastructure Management
<b>Energy consumption</b>					
12	Reduction of the electricity consumption of the hall/air circulation/air conditioning system in Hall 12	Optimization of the setting parameters for the hall/air circulation/air conditioning system	13	Sept. 2021	Business Unit G
13	Reduction of the electricity consumption of the control cabinet cooling systems by approx. 75% per replaced control cabinet	Changeover of the spare parts for all control cabinet cooling systems to e+ technology and upgrading to the new technology in the event of a failure or purchase of new equipment	13	April 2021	Business Unit H
14	Reduction of the energy consumption for compressed air production in Hall 82 by approximately 2%	Checking of the process compressed air infrastructure and compressed air consumers for leakages and initiation of repair measures	13	Oct. 2021	Business Unit H
15	Reduction of the energy consumption for compressed air production in Halls 1 and 4 by approximately 10% (reference year: 2019)	Performance of a compressed air audit and initiation of repair measures	13	Dec. 2021	Business Unit J
16	Reduction of the energy consumption for compressed air production in Hall 2 by 15%	Reduction of compressed air leakages	13	Dec. 2021	Business Unit Painted Body

17	Raising the awareness of employees in Business Unit Painted Body for the subject of energy consumption	Training of 150 employees from planning, maintenance and production on the subject of energy consumption	12	Dec. 2021	Business Unit Painted Body
18	Reduction of the natural gas consumption in the top coat 3 area by approximately 10% per operating hour	Renewal of thermal exhaust air purification of the top coat facility	13	Sept. 2021	Business Unit Painted Body
19	Analysis of process and infrastructure-related energy consumption (electricity, heat, compressed air) and development of saving measures	Performance of energy walks in co-operation with infrastructure planning, central maintenance, engineering maintenance and the environmental officer in all Engineering halls with special focus on facilities with intensive use of energy (carryover from 2020)	13	Dec. 2021	Engineering Center Austria
20	Reduction of the electricity consumption of printers by approximately 22 MWh per year	Replacement / deployment of 150 production office printers with superior efficiency	13	June 2021	Information Management
21	Reduction of the electricity consumption of a heating station in Hall 10 by approximately 30%	Optimization of heat supply through plant renewal	13	Dec. 2021	Infrastructure Management
22	Reduction of the electricity consumption for lighting in defined areas of Hall 25 by approximately 52%	Changeover from HQL to LED lighting	13	Dec. 2021	Infrastructure Management
23	Reduction of the electricity consumption for lighting in defined areas of Hall 20 by approximately 40%	Changeover from HQL to LED lighting	13	Dec. 2021	Infrastructure Management
24	Reduction of the thermal energy consumption of ventilation systems in Hall 2 by approximately 81%	Renovation of the exposed insulation and therefore reduction of heat losses	13	Dec. 2021	Infrastructure Management
<b>Land consumption</b>					
25	Increase of the bee population at the location as part of "Hektar Nektar's" bee protection initiative "Project 2028"	Installation of a beehive on the plant premises and production of honey with the assistance of a hobby bee keeper	15	Sept. 2021	Infrastructure Management
<b>Air emissions</b>					
26	Preparation, verification and publication of a greenhouse gas balance for Magna Steyr Graz starting with reporting year 2020	Preparation of a greenhouse gas balance for the reporting year 2020 according to the GHG standard with indication of the changes vs. 2019, definition of the CO2 reduction objectives, development of the layout for publication in the Performance Report, verification by the EMAS environmental verifier	13	Sept. 2021	Infrastructure Management
<b>Waste generation</b>					
27	Improvement of the waste separation discipline of employees at Aerospace Puchstrasse	Training of approximately 40 employees on proper waste separation	12	June 2021	Aerospace
28	Reduction of the residual waste volume in Business Unit J	Analysis of the source of the residual waste volumes in Business Unit J (derived from residual waste production in 2020; carryover from 2020)	12	Dec. 2021	Business Unit J
29	Identification of possible optimization potentials through analysis and monitoring of waste masses from pretreatment, wastewater treatment and paint sludge disposal	Performance of a waste analysis and identification of optimization potentials	12	Dec. 2021	Business Unit Painted Body
30	Identification of possible savings potentials with regard to waste production in packaging planning	Preparation of a report highlighting savings potentials	12	Dec. 2021	Infrastructure Management
31	Improvement of the waste separation discipline of employees of the Functional Department Information Management	Training of approximately 100 employees on proper waste separation	12	Sept. 2021	Information Management
32	Analysis of possible technical measures to reduce the liquid content in the mass of disposed metal hydroxide waste	Preparation of a report on the feasibility of a reduction of the liquid content in the mass of disposed metal hydroxide waste	12	Dec. 2021	Infrastructure Management
33	Improvement of the waste separation discipline of employees of the Functional Department Quality Management	Training of approximately 500 employees on proper waste separation	12	Dec. 2021	Quality Management
<b>Product development</b>					
34	Raising the awareness of 30 employees in the Engineering Center Austria for environmentally responsible product development	Performance of a face-to-face training on the subject of environmentally responsible product development as an extension of the existing e-learning course on eco-design (carryover from 2020)	12	Dec. 2021	Engineering Center Austria
<b>Transport</b>					
35	Reduction of the number of truck journeys by suppliers, resulting in CO <sub>2</sub> savings of 371 tons per year	Substitution of railway transports for truck transports with regard to certain suppliers from the United Kingdom	13	Dec. 2021	Manufacturing Engineering & Logistics
<b>Employee mobility</b>					
36	Use of electromobility for project vehicles in the Engineering Center Austria	Installation of 16 electric charging stations at the flying roof to the south of Hall 17	13	Dec. 2021	Engineering Center Austria
37	Reduction of the rate of commuters travelling to work in their own private car through better connection of the Thondorf location to the public transport network, within a 50-kilometer radius, and promotion of public transport in the Graz region	Continuation of the activities based on the developed concept for improved (working-hour based) connection of the Thondorf location to the public transport network and development of a plausible proposal for a financial subsidy concerning public transport for the employees of Magna Steyr Graz (carryover from 2020)	11	June 2021	Human Resources
38	Reduction of the rate of commuters travelling to work in their own private car (journey to work) by extending free direct Magna bus lines for distances of more than 21 kilometers from the Thondorf location	Evaluation and adaptation of the existing direct bus lines with regard to routes and number of bus stops based on the needs of the employees (carryover from 2020)	11	Dec. 2021	Human Resources
39	Certification as a bicycle-friendly employer as part of the Cycle Champ project	General project support, ensuring the implementation of the defined measures to achieve certification, preparation and participation of the audit	11	Dec. 2021	Human Resources
40	Ensuring the implementation of a repeated activity (ritual) to promote cycling as part of the Cycle Champ project	Organization and implementation of the annual company outing and a cycling breakfast exclusively for cyclists	11	Sept. 2021	Human Resources
41	Performance of a regular health check as part of the Cycle Champ project	Organization and performance of a health check (body fat measurement)	11	April 2021	Human Resources
42	Clarification of requirements for the establishment of additional bicycle service stations as part of the Cycle Champ project	Clarification of requirements as a basis for the implementation of possible infrastructure extensions up to and including 2022	11	June 2021	Human Resources

43	Periodic or seasonal bicycle check days at the location as part of the Cycle Champ project	Carrying out and organizing a bicycle check day	11	May 2021	Human Resources
44	Test days for bicycles and bicycle accessories as part of the Cycle Champ project	Carrying out and organizing test days for bicycles and bicycle accessories	11	July 2021	Human Resources
45	Participation in a bicycle campaign as part of the Cycle Champ project	Coordination with the project partners to choose a suitable campaign and introduction of the necessary measures for participation by Magna Steyr Graz	11	Oct. 2021	Human Resources
46	Preparation and distribution of information about cycling for new employees, for those who are switching to bicycles and "new bike adopters" as part of the Cycle Champ project	Preparation of a concise document including layout on bicycle-relevant facilities and inclusion in onboarding measures; addition of information about public transport	11	Sept. 2021	Human Resources
47	Offering of rewards and incentives for cyclists (e.g. cyclist of the month) as part of the Cycle Champ project	Provision of small giveaways such as saddle protectors, bicycle bells, reflectors etc. or vouchers for a healthy snack/lunch	11	Sept. 2021	Human Resources
48	Implementation of tailored route selection counseling for cyclists as part of the Cycle Champ project	Presentation of typical cycling routes of employees, presented as cycling testimonials. Publication on the intranet etc.	11	Sept. 2021	Human Resources
49	Development of training activities on cycling as part of the Cycle Champ project	Organization of trainings/presentations on the subjects of bicycle maintenance, lighting, cycling in winter, ergonomics etc. and/or keynotes/motivational speeches by well-known (extreme) cyclists	11	Dec. 2021	Human Resources
50	Survey of the mobility behavior of apprentices – how do they get to work? – as a basis for possible follow-up activities to push environmentally friendly employee mobility	Preparation of a questionnaire to carry out a survey among apprentices, analysis of the collected data and evaluation of possible measures	11	July 2021	Human Resources
51	Preparation of a feasibility study by the City of Graz to improve the connection of the Thondorf location to the existing bicycle lane network of the City of Graz	Ongoing coordination and transparent presentation of the needs and shortcomings from the point of view of Magna Steyr Graz with regard to the assured accessibility of the Thondorf location for cyclists.	11	Dec. 2021	Infrastructure Management
52	Reduction of the rate of commuters travelling to work in their own private car by promoting carpools	Decision whether implementation is to be pursued; in case of a positive decision – choice of a suitable technical solution based on the results of the analysis, plus start of the implementation and rollout of the solution (carryover from 2020)	11	Dec. 2021	Infrastructure Management
53	Performance of an information event on the subject of cycling as part of the Cycle Champ project	Assessment of possibilities to use existing online webinars or campaigns, organization and implementation	11	Oct. 2021	Infrastructure Management
54	Raising the awareness of bicycle-related infrastructure among the employees through the preparation of a map of the surroundings of the company as part of the Cycle Champ project	Preparation of a map showing connections to the cycle lane network, public transport stops etc. for use during onboarding measures and distribution through additional communication channels	11	Oct. 2021	Infrastructure Management
55	Promotion of cycling among employees through the performance of a periodic or seasonal cycling campaign as part of the Cycle Champ project	Definition and development of a specific subject and publication through existing communication channels (for example Mafact Topic of the Month or intranet news)	11	Oct. 2021	Infrastructure Management
56	Development of a communication concept (internal bicycle marketing) for the Cycle Champ project	Development of a communication concept for all measures as part of the Cycle Champ project using a consistent visual language (key visuals, logos, slogans)	11	Dec. 2021	Marketing & Communications



# OCCUPATIONAL HEALTH AND SAFETY ACHIEVEMENTS 2020

The occupational health and safety achievements listed below are organized according to the TOP principle. "T" means technical implementation, "O" means organizational implementation, and "P" means an objective relating to the personal protection gear of the employees. Next to the goals and measures, we identify the SDGs to which the measures contribute, the degree of achievement and the areas responsible for the implementation of the required action.

NO.	OBJECTIVE	MEASURE	SDG	FULFILLMENT IN %	RESPONSIBLE DEPARTMENT <sup>1</sup>
<b>Technical</b>					
1	Promotion of health and ergonomics in the workplace	Replacement of office chairs and desks	-	0	Engineering Center-Austria
<b>Organizational</b>					
2	Promotion of the integration of occupational safety in production process development	Comprehensive coverage of the occupational health and safety objectives, activities and results in production process development, plus a checklist as part of the Magna Steyr Development System	3	95	Manufacturing Engineering & Logistics
3	Awareness-building concerning proper handling of hazardous substances	Performance of awareness training by the supervising safety officer and provision of training materials (tailored to different hierarchical levels)	3	100	Business Unit Painted Body
4	Promotion of continuous improvement through benchmarking	Organization and implementation of benchmarking visits incl. information exchange between comparable industrial enterprises	3	100	Business Unit Painted Body
5	Raising the awareness of employees to specifically avoid frequent accident causes	Performance of a special campaign on accident prevention in selected departments with qualified external experts	3	100	Business Unit Painted Body
6	20% reduction of occupational accidents in the car body maintenance areas of Business Unit Painted Body	Improvement of the attitude of employees concerning self-protection through training and roll-out of supporting documentation (workbook/brochure)	3	100	Business Unit Painted Body
7	Awareness-building on the subject of general accident risks	Visualization of selected short videos via infoscreens and electronic display boards	3	100	Business Unit Painted Body
8	Awareness-building among managers on the subject of fire safety	Performance of fire safety trainings by the company's fire brigade	3	100	Business Unit Painted Body
9	Raising the awareness of employees concerning occupational health and safety through regular programs	Discussion of general occupational health and safety issues as a key point of the fortnightly group discussion and the provision of input for the Process Improvement Team	3	100	Business Unit Painted Body
10	Reduction of the accident rate in the Pre-Trim 2 area	Performance of quarterly accident prevention training courses with specific focus subject (carelessness, sharp or pointed objects, collision, slipping and foreign bodies) by the competent safety officer by way of group discussions	3	100	Business Unit G
11	Reduction of the time between fire detection and response	Implementation of a fire drill with the company fire brigade for the planning area of Business Unit G	3	100	Business Unit G
12	Avoidance of accidents with screwdrivers	Specific evaluation of gloves and screwdrivers by the competent safety officer in the assembly area of Business Unit G	3	100	Business Unit G
13	Identification and elimination of danger hotspots in the production area of Business Unit H	Performance of a semi-annual safety walk (in early shift and in late shift)	3	100	Business Unit H
14	Awareness-building among employees of Business Unit H	Performance of a special awareness-building campaign by Allgemeine Unfallversicherungsanstalt (AUVA) ("hands well, everything well")	3	100	Business Unit H
15	Awareness-building among employees of Business Unit H	Performance of a special awareness-building campaign by Allgemeine Unfallversicherungsanstalt (AUVA) ("lifting and carrying")	3	100	Business Unit H
16	Reduction of physical workload and improvement of ergonomics	Obtaining feedback from employees with ergonomics dummy, definition and implementation of measures	3	100	Business Unit H

17	Awareness-building among 70 employees of Business Unit J concerning concentration/carelessness	Organization and implementation of an action day dedicated to the subject of "concentration, caution and coordination" with special focus on prevention of falls and training of strategies to cushion falls	3	10	Business Unit J
18	Awareness-building among all employees of Business Unit J concerning dangers related to forklift truck traffic	Definition of training measures based on training materials on the subject of "field-of-vision analysis in the context of on-site vehicle movements", organization of training courses and discussion in group discussion settings	3	100	Business Unit J
19	Reduction of the risk of accidents by applying particular caution and using safety features	Performance of monthly awareness-building trainings in group discussions on the use of safety features (e.g. handrails in stairwells)	3	100	Infrastructure Management
20	Reduction of the risk of accidents through the correct use of personal protective equipment	Performance of monthly awareness-building trainings in group discussions on the use of personal protective equipment	3	100	Infrastructure Management
21	Reduction of the risk of accidents through the correct use of personal protective equipment during maintenance work	Organization of employee training "personal protective equipment against falls"	3	100	Infrastructure Management
22	Awareness-building among employees of the Engineering Center Austria concerning occupational safety	Qualification of a maintenance employee in Engineering as a safety adviser	3	100	Engineering Center Austria
23	Awareness-building on management level concerning occupational safety and reduction of accidents in Prototype Body-in-White at the Engineering Center Austria	Qualification of three managers in Prototype Body-in-White as safety advisers	3	100	Engineering Center Austria
24	Awareness-building concerning "situational awareness"	Performance of 40 safety walks in the Engineering Center Austria	3	100	Engineering Center Austria
25	Achievement of the OSHA objectives (with focus on apprentice workshops) for the year 2020	Continuous performance of safety trainings and awareness-building in group discussions, on-site walks with occupational medicine representatives, safety officers and master trainers	3	100	Human Resources
26	Awareness-building among apprentices of all years concerning the key subjects of accident prevention, health at work, fire protection and environmental protection with focus on the reduction of minor accidents	Organization of an apprentice safety day	3	100	Human Resources
27	First aid courses completed by four employees	Participation of employees in a first aid course	3	75	Manufacturing Engineering & Logistics
28	Awareness building concerning fire protection	Performance of fire protection training with approximately 60 participants from the Manufacturing Engineering & Logistics department	3	33	Manufacturing Engineering & Logistics
29	Development of work instructions for the handling of fumigated sea freight containers	Identification whether and where the use of fumigated containers is a possibility, risk assessment, development of measures and dissemination of relevant information using safety trainings or work instructions	3	100	Manufacturing Engineering & Logistics
30	Optimization of ergonomics at the workplace	Evaluation of at least 30 workplaces	3	100	Finance/Controlling
31	Optimization of ergonomics of the office workplaces for employees of the Functional Department Information Management	Provision of advice and awareness-raising among employees in the context of walks in co-operation with the occupational medicine center and the safety officer	3	100	Information Management
32	First aid courses completed by three employees	Participation of employees in a first aid course	3	100	Sales & Marketing
33	Awareness-building among employees of the Functional Department Sales & Marketing concerning occupational safety	Qualification of one employee as a safety adviser	3	50	Sales & Marketing
34	Awareness building concerning occupational safety	Performance of a special campaign linked to the employee suggestion scheme on the subject of near misses, and submission of 30 improvement proposals relating to occupational safety	3	100	Quality Management
35	Awareness-building among employees of the Functional Department Quality Management concerning the subject of accident prevention	Performance of training in cooperation with other departments and external experts	3	100	Quality Management
<b>Personal protective equipment</b>					
36	Reduction of cutting wounds in the production area of Business Unit H	Test use of a touchscreen-capable glove with reinforced protection against cuts and contusions in the material logistics area	3	100	Business Unit H

# OCCUPATIONAL HEALTH AND SAFETY PROGRAM 2021

The occupational health and safety objectives in the occupational health and safety program listed below are organized according to the TOP principle. "T" means technical implementation, "O" means organizational implementation, and "P" means an objective relating to the personal protection gear of the employees. Next to the goals and measures, we identify the SDGs to which the measures contribute, the dates for implementation and the areas responsible for the implementation of the required action.

NO.	OBJECTIVE	MEASURE	SDG	IMPLEMENTATION DATE	RESPONSIBLE DEPARTMENT
<b>Technical</b>					
1	Improved perception of the safety corner in Business Unit H	Improvement of the attractiveness of the safety corner, updating of the information on the subject of occupational safety	3	Jun. 2021	Business Unit H
2	Awareness-building and dissemination of information on occupational safety	Installation of a safety corner in Hall 8	3	Dec. 2021	Business Unit Painted Body
3	Improvement of the lighting conditions in the filler and seam sealing areas	Conversion of hall lighting to LED	3	Dec. 2021	Business Unit Painted Body
<b>Organizational</b>					
4	Awareness-building concerning fire protection	Performance of fire protection training with approximately 60 participants from the Manufacturing Engineering & Logistics department	3	Nov. 2021	Manufacturing Engineering & Logistics
5	Awareness-building concerning the key subject of "cutting wounds"	Performance of a special campaign and provision of instructions on the subject of cutting wounds for the areas of packaging and dispatch in Hall 10	3	Nov. 2021	Manufacturing Engineering & Logistics
6	First aid courses/refresher courses completed by two employees	Participation of employees in a first aid course	3	Jun. 2021	Manufacturing Engineering & Logistics
7	Raising the awareness of employees to specifically avoid frequent accident causes	Performance of two special campaigns on accident prevention for approximately 100 employees in selected areas plus external experts	3	Dec. 2021	Business Unit Painted Body
8	Awareness-building concerning proper handling of hazardous substances	Performance of trainings for 50 employees on proper handling of hazardous substances	3	Dec. 2021	Business Unit Painted Body
9	Awareness-building among employees to prevent risks related to forklift truck traffic	Performance of trainings for 50 employees to prevent risks related to forklift truck traffic	3	Dec. 2021	Business Unit Painted Body
10	Awareness-building on the subject of general accident risks	Visualization of selected short videos via infoscreens and electronic display boards	3	Dec. 2021	Business Unit G
11	Upgrade qualification of employees for safe handling of high-voltage batteries	Performance of comprehensive EuP1 trainings for all production employees and employees in supporting departments	3	Dec. 2021	Business Unit H
12	Awareness-building on the subject of health	Organization and implementation of a health action day in combination with training of strategies to cushion falls	3	Dec. 2021	Business Unit H
13	Awareness-building among employees of Business Unit H	Performance of a special awareness-building campaign by Allgemeine Unfallversicherungsanstalt (AUVA) ("protecting your joints")	3	Sep. 2021	Business Unit H
14	Evaluation of the process of plant-wide power supply disconnection with focus on safety implications	Performance of the evaluation by a safety expert during the summer plant shutdown 2021	3	Dec. 2021	Infrastructure Management
15	Awareness-building concerning correct behavior during company fire brigade interventions	Training of all members of the company fire brigade to ensure correct and safe behavior during an intervention	3	Dec. 2021	Infrastructure Management
16	Awareness-building among employees in needs-based maintenance functions concerning the risk of accidents	Performance of monthly safety walks in energy and media supply facilities (e.g. heating stations, ventilation equipment, power supply equipment, wells, separators)	3	Dec. 2021	Infrastructure Management



17	Optimization of ergonomics of the office workplaces for employees of the Engineering Center Austria	Provision of advice and awareness-raising among employees in the context of walks in co-operation with the occupational medicine center and the supervising safety officer	3	Aug. 2021	Engineering Center Austria
18	Awareness-building on the subject of occupational safety	Training of three management-level employees as safety advisers	3	Dec. 2021	Engineering Center Austria
19	Optimization of ergonomics and safety at the workplace	Performance of at least 40 walks with focus on ergonomic as well as PPE and workplace-related problems	3	Nov. 2021	Engineering Center Austria
20	Optimization of ergonomics of the office workplaces of employees in the Aerospace division on Puchstrasse	Evaluation of the office workplaces following the planned conversion by means of walks in cooperation with the occupational medicine center and the supervising safety officer	3	Apr. 2021	Aerospace
21	20% reduction of occupational accidents in the car body maintenance areas of Business Unit Painted Body	Analysis and joint development of targeted measures	3	Dec. 2021	Business Unit Painted Body
22	Achievement of the OSHA objectives (with focus on apprentice workshops) for the year 2021	Regular performance of safety trainings and awareness-building in group discussions, on-site walks with occupational medicine representatives, safety officers and master trainers	3	Dec. 2021	Human Resources
23	Awareness-building among apprentices concerning the key subjects of accident prevention, health at work, fire protection and environmental protection	Organization of an apprentice safety day for all years, with focus on the reduction of minor accidents	3	Jul. 2021	Human Resources
24	Awareness-building among apprentices in cooperation with the occupational safety experts	Participation of occupational safety experts and presentation of an occupational safety subject during (at least) two apprentice meetings (focus based on emerging accident issues)	3	Dec. 2021	Human Resources
25	Optimization of ergonomics at the workplace for at least 30 workplaces	Performance of workplace evaluations in the Functional Department Finance/Controlling	3	Dec. 2021	Finance/Controlling
26	Awareness-building among employees about ergonomics	Provision of advice and awareness-raising among employees in the context of walks in co-operation with the occupational medicine center and the safety officer	3	Dec. 2021	Information Management
27	Awareness-building among employees of the Functional Department Sales & Marketing concerning occupational safety	Qualification of an additional employee as a safety adviser	3	Dec. 2021	Sales & Marketing
28	Awareness-building among employees concerning the prevention of frequent causes of accidents	Performance of practical training courses by external experts	3	Dec. 2021	Quality Management
29	Awareness-building concerning occupational safety	Performance of a special campaign linked to the employee suggestion scheme on the subject of near misses, and implementation of 10 improvement proposals relating to occupational safety	3	Dec. 2021	Quality Management
30	Awareness-building among employees concerning concentration/carelessness	Organization and implementation of an Innovat action day dedicated to the subject of "concentration, caution and coordination" with special focus on prevention of falls and training of strategies to cushion falls	3	Dec. 2021	Business Unit J
31	Reduction of hand/finger injuries by 40%	Performance of a special awareness-building campaign by Allgemeine Unfallversicherungsanstalt (AUVA) ("hands well, everything well") with safety officers and occupational medicine representatives; awareness-building among the employees in various meetings and group discussions	3	Dec. 2021	Business Unit J
32	Avoidance of accidents caused by forklift trucks and elimination of possible danger hotspots	Awareness-building among forklift truck drivers concerning forklift trucks as a potential source of accidents, preparation of a training package and evaluation of the possibility of introducing driver safety training; evaluation of possible danger hotspots in the Business Unit Painted Body by a team of experts	3	Dec. 2021	Business Unit G, H, J, Painted Body
33	Sustainable reduction of the ergonomic burden on employees during production and logistics activities	Performance of monthly ergonomics assessments with focus on an integrated process flow	3	Dec. 2021	Business Unit G, H, J, Painted Body
34	Avoidance of accident risks through safety walks	Performance of semi-annual safety walks with general manager and external safety adviser-coordinator	3	Dec. 2021	Business Unit G, H, J, Painted Body
35	Reduction of the most frequent types of injury	Increased focus and definition of preventive action in the course of workplace evaluations, focus on the most frequent types of injury in the Business Units in 2020	3	Dec. 2021	Business Unit G, H, J, Painted Body
<b>Personal protective equipment</b>					
36	Improvement of skin protection of employees	Testing of new skin protection products in cooperation with the occupational medicine center	3	Dec. 2021	Business Unit Painted Body

# DECLARATION OF THE ENVIRONMENTAL VERIFIER & IMPRINT

## DECLARATION OF THE ENVIRONMENTAL VERIFIER ON THE VERIFICATION AND VALIDATION PROCESS

The undersigned, Dipl.-Ing. Peter Kroiß, Head of the EMAS environmental verification organization of TÜV AUSTRIA CERT GMBH, 1230 Vienna, Deutschstraße 10, EMAS environmental verifier with registration number AT-V-0008, accredited for

### Group 29.10 "Manufacture of motor vehicles"

confirms to have verified that Magna Steyr Graz complies with all requirements of Regulation (EC) No. 1221/2009 of the European Parliament and of the Council dated November 25, 2009 on the voluntary participation by organizations in a community system for eco-management and audit scheme (EMAS) as amended by Regulation (EU) 2018/2026 of December 19, 2018, in accordance with the information provided in the updated environmental statement of

### MAGNA STEYR Fahrzeugtechnik AG & Co KG

8041 Graz, Liebenauer Hauptstraße 317

**with registration number AT-000159.**

By signing this declaration, it is confirmed that

- the verification and validation process was conducted fully in compliance with the requirements of Regulation (EC) No 1221/2009 as amended by Regulation (EU) 2018/2026 of December 19, 2018
- the result of the verification and validation confirms that there is no evidence of non-compliance with the applicable environmental regulations,
- the data and information in the updated environmental statement of the organization Magna Steyr Graz give a reliable, credible, and truthful account of all activities of the organization within the scope described in the environmental statement.

This declaration is not equivalent to an EMAS registration. An EMAS registration can only be carried out by a competent body in accordance with Regulation (EC) No. 1221/2009. It is not permitted to use this declaration on a stand-alone basis for informing the public.

Vienna, May 01, 2021



**Dipl.-Ing. Peter Kroiß**  
Lead Environmental Verifier



**TÜV**  
AUSTRIA

### **Magna Steyr Fahrzeugtechnik AG & Co KG**

Liebenauer Hauptstraße 317  
8041 Graz  
Tel.: +43 (0)316 404 0  
office.magnasteyr@magna.com  
magnasteyr.com

## CONTACT

### **Roman Pöltner Line Manager of the Environmental Management System**

Tel.: +43 (0)664 8840 2111  
roman.poeltner@magna.com

### **Walter Gantner Management System Officer Environment**

Tel.: +43 (0)664 8840 2829  
walter.gantner@magna.com

For better readability of the texts, either the male or female form has been chosen for personal nouns. This does not in any way imply a gender bias. It is our wish for men and women to feel that the content of the Magna Steyr Performance Report is addressed to them equally. Thank you for your understanding.

## IMPRINT

Publisher: Magna Steyr  
Fahrzeugtechnik AG & Co KG  
Liebenauer Hauptstraße 317, 8041  
Graz, Tel.: +43 (0)316 404 0  
office.magnasteyr@magna.com, magnasteyr.com  
Last updated: October 2021

Concept & layout: SPS MARKETING GmbH Stuttgart

Earlier versions of the Performance Report from previous years are available online on our corporate website.

